



ASCEND

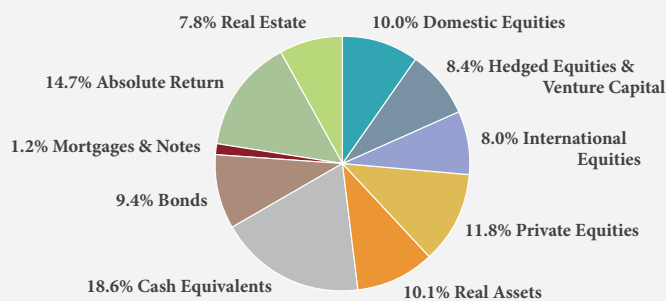
ENDOWMENT REPORT

University of Denver Endowment

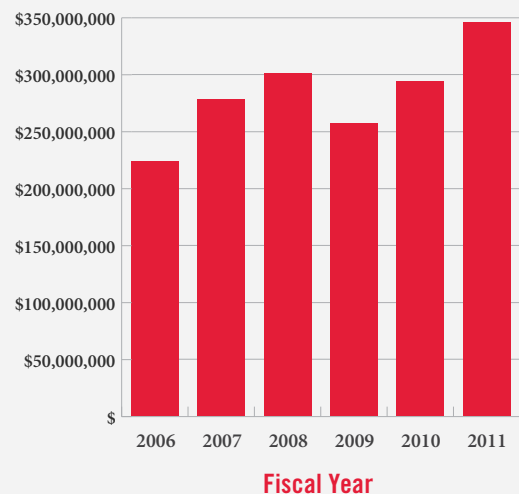
The University of Denver's endowment provides ongoing support for scholarships, faculty chairs and professorships, key academic and research programs, and other University priorities. The University's professionally managed endowment is a vital source for both current and future University support.

The average annual investment returns for the three-, five-, and ten-year periods ending June 30, 2011, were 3.64%, 6.06%, and 6.77%, respectively. DU's endowment spending policy currently allows up to 4.5% of an individual endowment fund's market value to be distributed annually for its designated use, with any excess returns reinvested for long-term growth.

Asset Allocation of the DU Endowment




DU Endowment Market Value



For additional information, please contact Shelby M. Glenn, *Associate Director, Donor Relations and Stewardship*, at 303.871.2699 or Shelby.Glenn@du.edu.





ASCEND

ENDOWMENT REPORT

Glossary of Terms

Financial information is reported under two accounts: Principal (or Endowed) and Expendable.

Principal Account

- *Book Value as of 6/30/10* – Includes initial principal gifts plus any additions made prior to 6/30/10. Does not include any retained market appreciation.
- *Gifts, Pledge Payments, & Other Adjustments, FY11* – Reflects the amount of gifts (possibly from more than one donor to the fund), pledge payments, and any other additions/adjustments to the principal account during the past year (7/1/10 – 6/30/11).
- *Book Value as of 6/30/11* – “Book Value as of 6/30/10” PLUS any “Gifts, Pledge Payments, & Other Adjustments.” Does not include any retained market appreciation.
- *Market Value as of 6/30/10* – Includes “Book Value as of 6/30/10” and any retained market appreciation from investments.
- *Market Value as of 6/30/11* – Includes “Book Value as of 6/30/11” and any retained market appreciation from investments.
- *Outstanding Pledge Amount (if applicable)* – Includes any outstanding pledge balances attributed to the individual for whom this report was prepared. This does not reflect pledges, if any, from other donors.

Expendable Account

- *Balance as of 6/30/10* – Reflects amount held in expendable account that could be used for expenditures as of 6/30/10.
- *Spendable Distribution, FY11* – Portion of accumulated investment return made available for spending during the period 7/1/10 – 6/30/11.
- *Gifts, Pledge Payments, & Other Adjustments, FY11* – Reflects the amount of gifts (possibly from more than one donor) and any other additions/adjustments to the expendable account during the past year (7/1/10 – 6/30/11).
- *Expenditures, FY11* – Amount disbursed from the fund for purposes allowed under the endowment agreement during the period 7/1/10 – 6/30/11.
- *Balance as of 6/30/11* – Sum of “Balance as of 6/30/10,” “Spendable Distribution, FY11,” and “Gifts, Pledge Payments, & Other Adjustments FY11,” less “Expenditures, FY11.”





ENDOWMENT REPORT

John and Jane Smith Endowed Scholarship Fund

Fiscal Year 2011 (June 30, 2010 to June 30, 2011)

PURPOSE OF FUND

Established in 2000 to support undergraduate students at the University of Denver

FINANCIAL SUMMARY

Principal Account

Book Value as of 6/30/2010	\$12,495
Gifts, Pledge Payments, and Other Adjustments, FY2011	<u>\$0</u>
Book Value as of 6/30/2011	\$12,495
Market Value as of 6/30/2010	\$35,748
Market Value as of 6/30/2011	\$29,263

Expendable Account

Balance as of 6/30/2010	\$395
Spendable Distribution, FY2011	\$1,531
Gifts, Pledge Payments, and Other Adjustments, FY2011	\$0
Expenditures, FY2011	<u>\$1,500</u>
Ending Balance 6/30/2011 (Available for Expenditure in FY2012)	\$426
Total Amount Awarded to Students	\$1,500

SCHOLARSHIP RECIPIENT(S)

Student Name	Class Level	Course of Study	Term(s) Awarded
Sally Stewart	Senior	Art History	Fall 2010
Jim Burns	Junior	Biology	Fall 2010



Report Prepared for: Mr. John Smith