

# Seating Planning in JMAC Back & White Studios

When you are planning designs for the Studios, here are the rules for audience and actor safety, set down by the Denver Fire Marshal, and interpreted for our spaces.

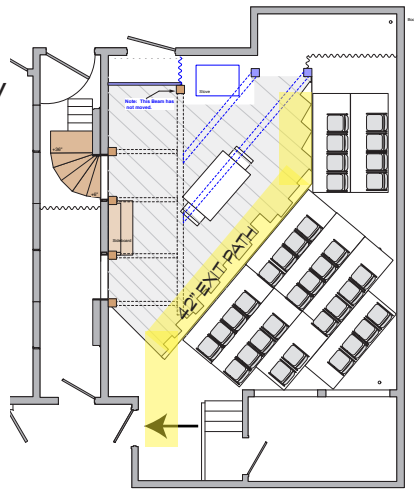
## Rule #1: 49 people. Period.

There are a lot of really strict rules governing theatres and audiences. Most of them don't count for theatres with less than 50 seats. So 49 is the magic number.

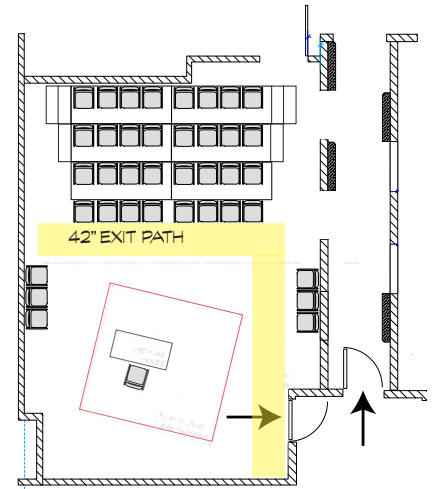
- This includes actors, crew and technicians in the space, or those served by the emergency exit.
- The Alley does not have an approved exit, so is included in the calculation when it is used in conjunction with a performance.
- Opening the doors between spaces does not double the audience numbers- however, if you have crew who do not enter the spaces (for example, dressers in the hall, or operators who live in the black box booth during a white box show), they are not included in the calculation.

## Rule #2: One Emergency Door, 42"

- While both spaces have 2 doors, only one needs to be designated as an audience/emergency exit.
- However, the audience needs to have a 42" **exit path** to that door. Once they clear the riser, they should have 42" of unobstructed (no seats, scenery or furniture) access to that door. Plan ahead when doing risers and scenery.
- You may use the back (West) doors as exits, but that means a clear path from the dressing rooms to the front hall.



Scenic/seating design for *Miss Julie* in the Black Box. The exit pass crossed over an applied floor surface, but was safe from trip hazards. (34 seats)

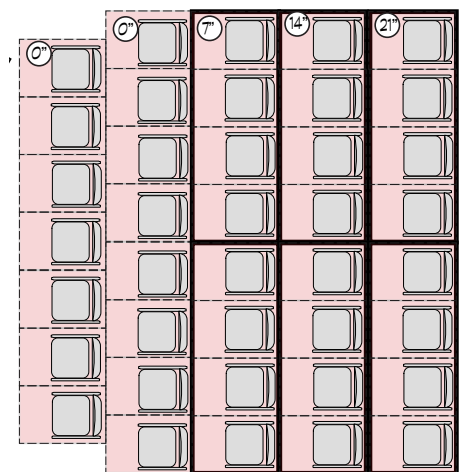


Scenic/seating design for *Nina Variations* in the White Box. The audience entered through the alley, but needed to use the regular exit (door must push out -32 seats).

## Rule #3: 6' Square Per Audience

Fire code requires that we have a minimum of 6 square feet of seating space for each audience member.

- One platform is 4 people: our platforms are 3' x 8', so that's 3' deep x 2' wide for a total of 6' square.
- On multiple platforms, you may fiddle around with placement, as long as each seat has 2' x 3'.
- Floor rows must also have 6' square. Remember to offset.
- Risers heights are typically 7", 14", 21". After 21, we need to add railings, and your audience comes precariously close to the lighting grid...
- Really long row? You're allowed to have no more than 11 seats in a row without a center aisle. And it's really hard to get to the center seats...



40 seats in a standard configuration, with the 6' squares marked in dashed lines/red. Notice the two floor rows with offset.