



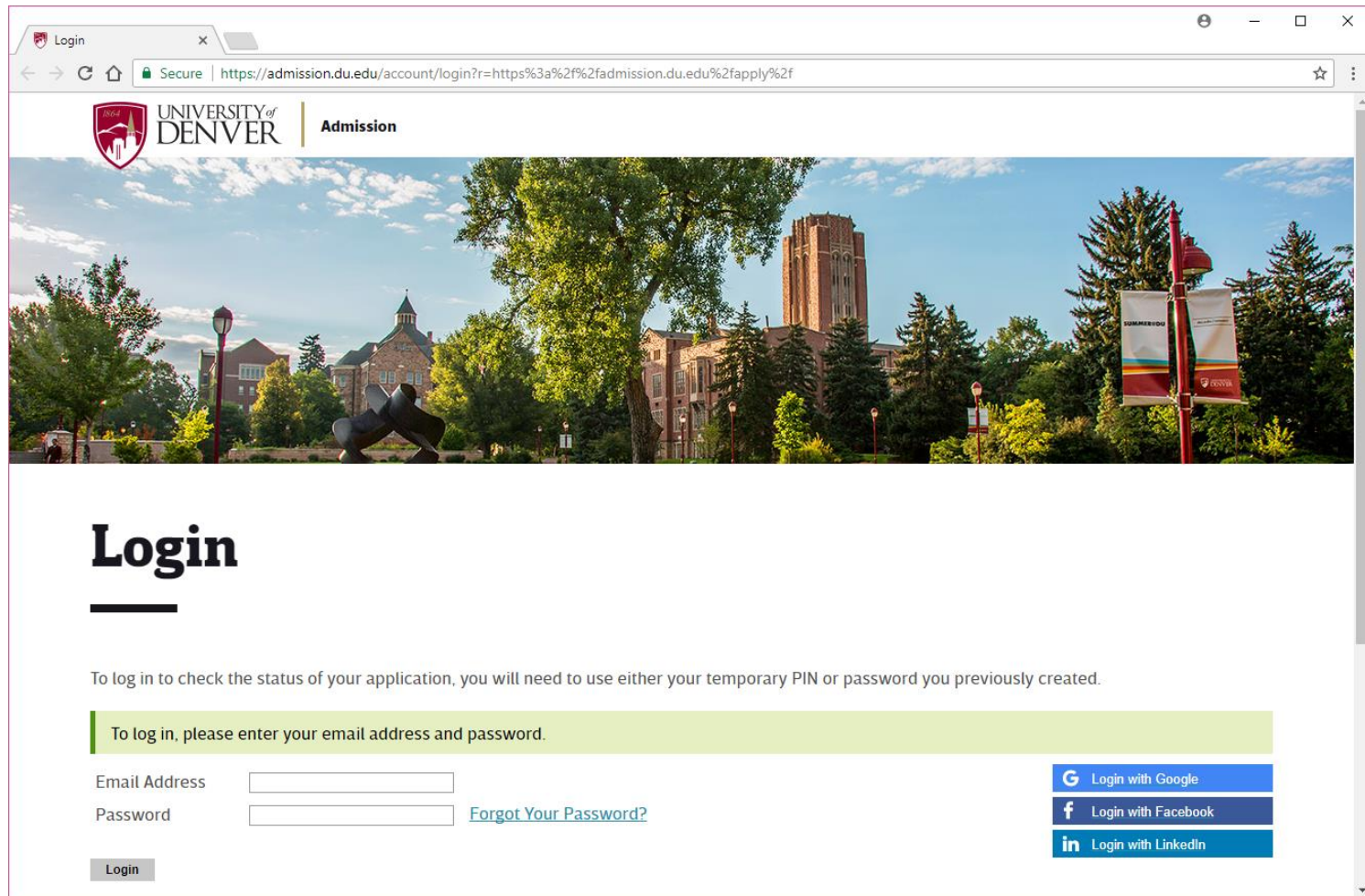
UNIVERSITY *of*
DENVER

FINANCIAL AID



Uploading Documents to your Student Portal

Step 1: Go to www.du.edu/appstatus and login.



The screenshot shows a web browser window with the URL <https://admission.du.edu/account/login?r=https%3a%2f%2fadmission.du.edu%2fapply%2f>. The page header includes the University of Denver logo and the word "Admission". Below the header is a large banner image of a university campus. The main heading is "Login". A message states: "To log in to check the status of your application, you will need to use either your temporary PIN or password you previously created." Below this is a green box with the text: "To log in, please enter your email address and password." The login form consists of two input fields: "Email Address" and "Password". To the right of the "Password" field is a link: [Forgot Your Password?](#). Below the input fields is a "Login" button. To the right of the input fields are three social login buttons: "Login with Google", "Login with Facebook", and "Login with LinkedIn".

UNIVERSITY of DENVER Admission

Login

To log in to check the status of your application, you will need to use either your temporary PIN or password you previously created.

To log in, please enter your email address and password.

Email Address

Password [Forgot Your Password?](#)

Login

[Login with Google](#)

[Login with Facebook](#)

[Login with LinkedIn](#)

Step 2: Click on your admission application link (ex. 2018 Regular Decision, 2018 Early Action, etc.)...

Application Management x

Secure | <https://admission.du.edu/apply/>

UNIVERSITY of DENVER Admission Lisa Westendorf LOGOUT

Application Management

Your Applications

Type	Status	Started	Submitted
2018 Regular Decision	Submitted	08/29/2017	08/29/2017

You have started 1 application, listed below, using this account.

[Start New Application](#)

...then click “Open Application” in the pop-up window.

The screenshot shows a web browser window with the URL <https://admission.du.edu/apply/>. The page header includes the University of Denver logo, the word "Admission", the user name "Lisa Westendorf", and a "LOGOUT" button. The main content area features a large background image of a university campus. A pop-up window titled "Application Details" is displayed in the center, containing the following information:

Application Details	
Started	08/29/2017
Status	Submitted 08/29/2017
	2018
	2018 Regular Decision

Below the details, there are two buttons: "Open Application" (circled in red) and "Cancel".

Below the pop-up, the section "Your Applications" is visible, showing a table of applications:

Type	Status	Started	Submitted
You have started 1 application, listed below, using this account.			
2018 Regular Decision	Submitted	08/29/2017	08/29/2017

At the bottom of the "Your Applications" section, there is a link: [Start New Application](#).

Step 3: You'll first see your admission application checklist. To see what's required for Financial Aid, click on the "Financial Aid" tab.

Application Status | Univ x

Secure | https://admission.du.edu/apply/status

Welcome Lisa!

We are so excited that you chose to apply to the University of Denver. We look forward to reviewing your application once your checklist is complete.

If you need to contact us regarding your application, provide your name and this reference number: 421294226.

Admissions Financial Aid

Application Checklist **Application Submitted: 08/29/2017**

Status	Details	Date
✗ Awaiting	Application	
✗ Awaiting	Application Fee	
✗ Awaiting	High School Transcript	
✗ Awaiting	Official ACT/SAT Test Score	

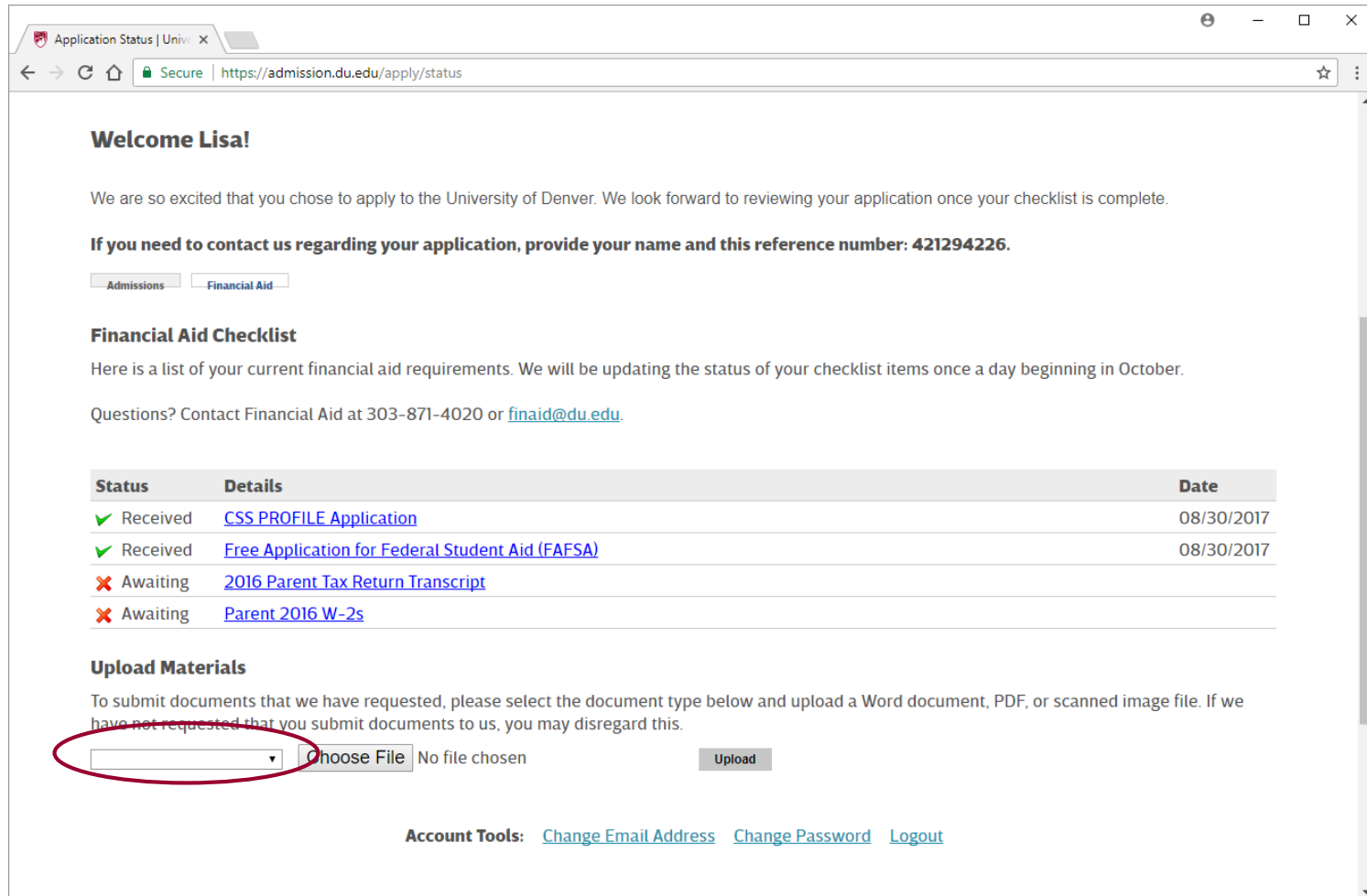
Upload Materials

To submit documents that we have requested, please select the document type below and upload a Word document, PDF, or scanned image file. If we have not requested that you submit documents to us, you may disregard this.

Choose File No file chosen Upload

Account Tools: [Change Email Address](#) [Change Password](#) [Logout](#)

Step 4: To upload a document, first choose the document type from the drop-down menu. Any item in your checklist listed as “Awaiting” is still needed to complete your financial aid application.



Welcome Lisa!

We are so excited that you chose to apply to the University of Denver. We look forward to reviewing your application once your checklist is complete.

If you need to contact us regarding your application, provide your name and this reference number: 421294226.

[Admissions](#) [Financial Aid](#)

Financial Aid Checklist

Here is a list of your current financial aid requirements. We will be updating the status of your checklist items once a day beginning in October.

Questions? Contact Financial Aid at 303-871-4020 or finaid@du.edu.

Status	Details	Date
✓ Received	CSS PROFILE Application	08/30/2017
✓ Received	Free Application for Federal Student Aid (FAFSA)	08/30/2017
✗ Awaiting	2016 Parent Tax Return Transcript	
✗ Awaiting	Parent 2016 W-2s	

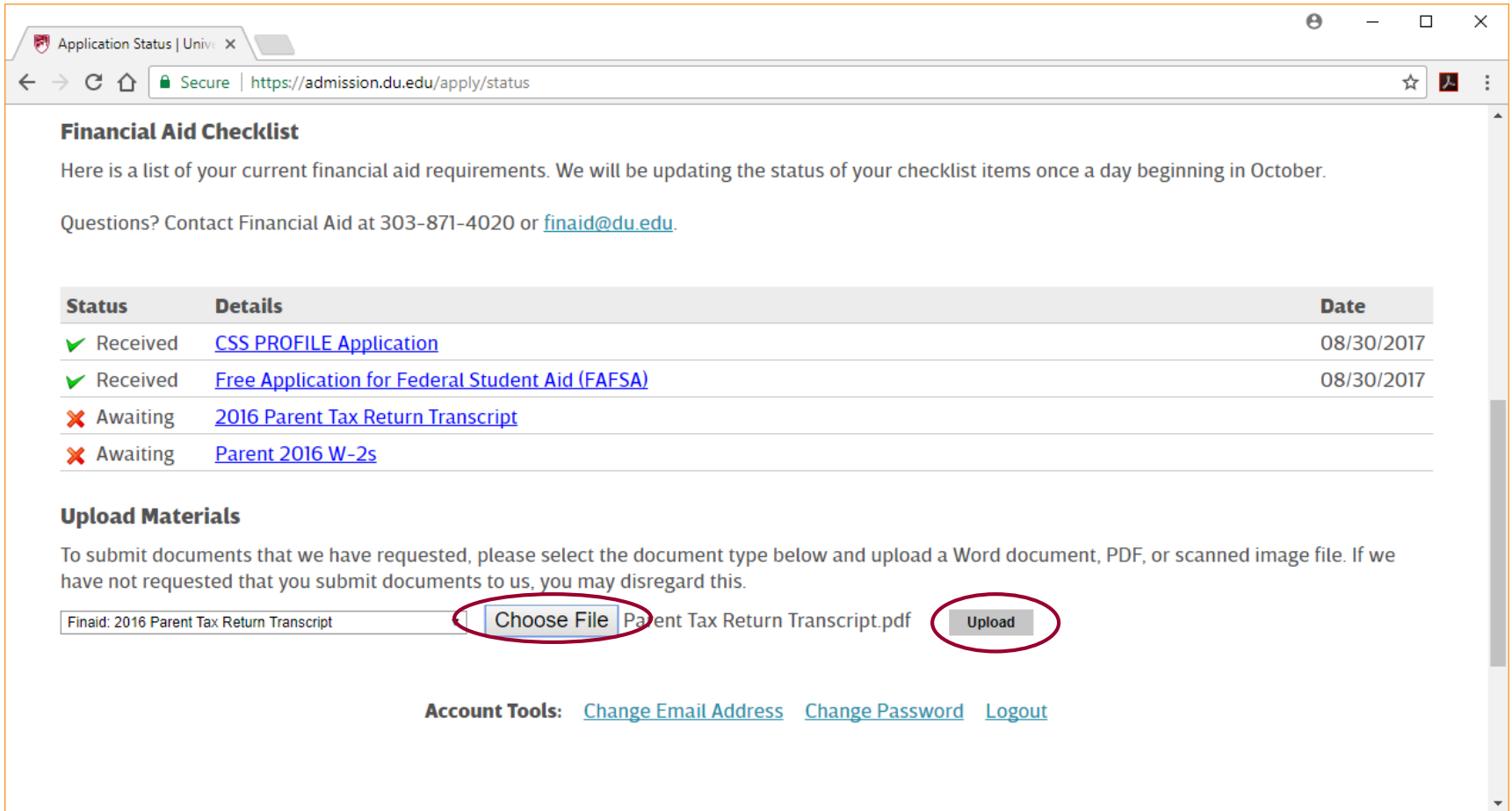
Upload Materials

To submit documents that we have requested, please select the document type below and upload a Word document, PDF, or scanned image file. If we have not requested that you submit documents to us, you may disregard this.

Choose File No file chosen

Account Tools: [Change Email Address](#) [Change Password](#) [Logout](#)

Step 5: Click “Choose File” and find the document you wish to upload. Then, click “Upload.”



The screenshot shows a web browser window with the URL <https://admission.du.edu/apply/status>. The page title is "Application Status | University of Denver".

Financial Aid Checklist

Here is a list of your current financial aid requirements. We will be updating the status of your checklist items once a day beginning in October.

Questions? Contact Financial Aid at 303-871-4020 or finaid@du.edu.

Status	Details	Date
✓ Received	CSS PROFILE Application	08/30/2017
✓ Received	Free Application for Federal Student Aid (FAFSA)	08/30/2017
✗ Awaiting	2016 Parent Tax Return Transcript	
✗ Awaiting	Parent 2016 W-2s	

Upload Materials

To submit documents that we have requested, please select the document type below and upload a Word document, PDF, or scanned image file. If we have not requested that you submit documents to us, you may disregard this.

Finaid: 2016 Parent Tax Return Transcript **Choose File** Parent Tax Return Transcript.pdf **Upload**

Account Tools: [Change Email Address](#) [Change Password](#) [Logout](#)

Step 6: You will see the document you uploaded listed above the drop-down menu.



Application Status | Unive x

Secure | <https://admission.du.edu/apply/status>

Questions? Contact Financial Aid at 303-871-4020 or finaid@du.edu.

Status	Details	Date
✓ Received	CSS PROFILE Application	08/30/2017
✓ Received	Free Application for Federal Student Aid (FAFSA)	08/30/2017
✗ Awaiting	2016 Parent Tax Return Transcript	
✗ Awaiting	Parent 2016 W-2s	

Upload Materials

To submit documents that we have requested, please select the document type below and upload a Word document, PDF, or scanned image file. If we have not requested that you submit documents to us, you may disregard this.

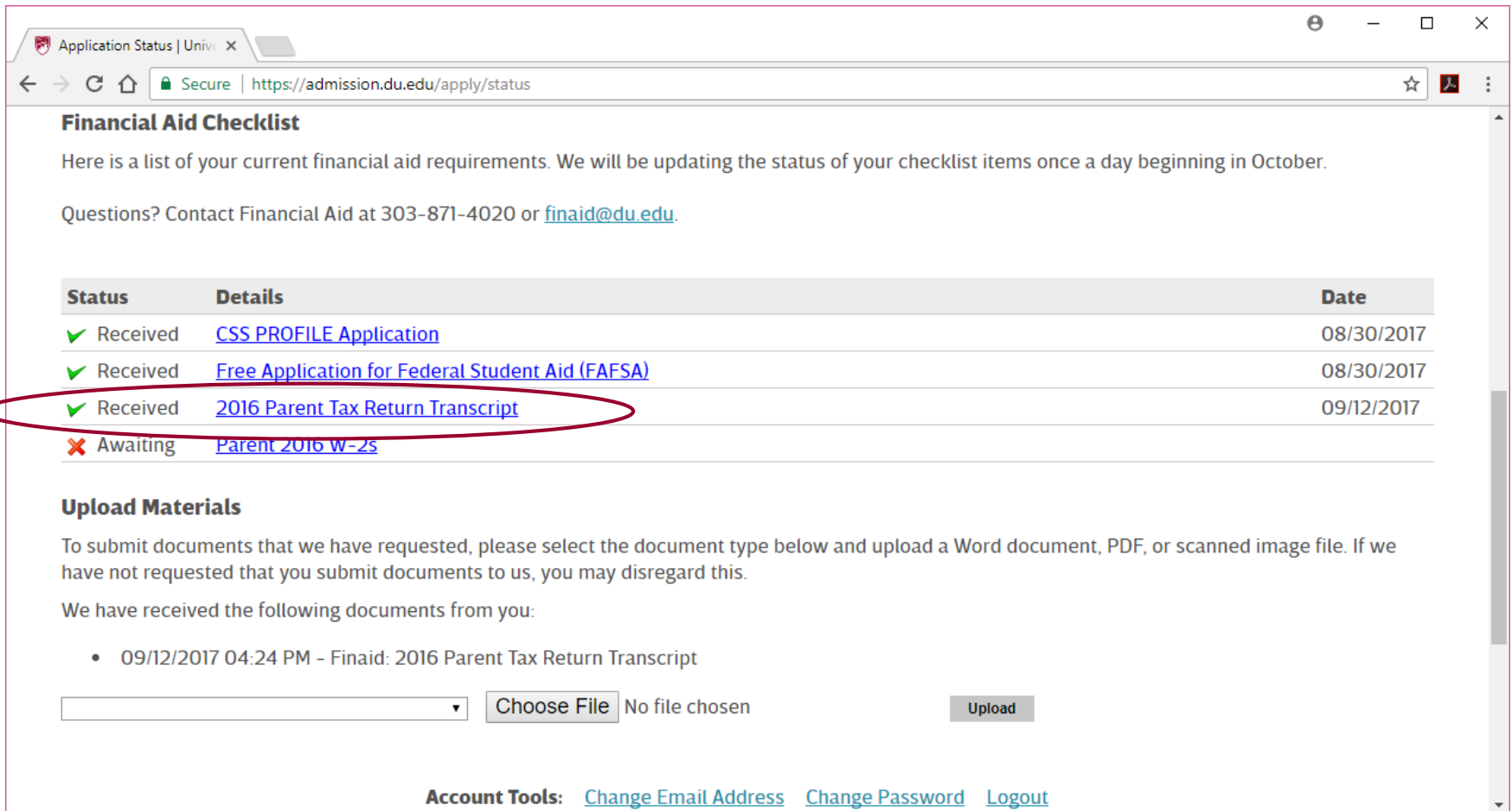
We have received the following documents from you:

- 09/12/2017 04:24 PM - Finaid: 2016 Parent Tax Return Transcript

Choose File No file chosen

Account Tools: [Change Email Address](#) [Change Password](#) [Logout](#)

Please allow up to *4 business days* for your checklist to be updated. Once we have received and reviewed your document(s), the status of that item will say “Received.”



Financial Aid Checklist

Here is a list of your current financial aid requirements. We will be updating the status of your checklist items once a day beginning in October.

Questions? Contact Financial Aid at 303-871-4020 or finaid@du.edu.

Status	Details	Date
✓ Received	CSS PROFILE Application	08/30/2017
✓ Received	Free Application for Federal Student Aid (FAFSA)	08/30/2017
✓ Received	2016 Parent Tax Return Transcript	09/12/2017
✗ Awaiting	Parent 2016 W-2s	

Upload Materials

To submit documents that we have requested, please select the document type below and upload a Word document, PDF, or scanned image file. If we have not requested that you submit documents to us, you may disregard this.

We have received the following documents from you:

- 09/12/2017 04:24 PM - Finaid: 2016 Parent Tax Return Transcript

Choose File No file chosen

Account Tools: [Change Email Address](#) [Change Password](#) [Logout](#)

Step 7: Keep an eye on your account.

Check back periodically to make sure we have everything needed to process your financial aid application.

Questions? Contact us at (303) 871-4020 or at finaid@du.edu.