



FALL 2016 MAJORS REPORT



UNIVERSITY of
DENVER

Table of Contents

| | |
|--|----|
| Introduction | |
| Purpose | 1 |
| Reporting Period | 1 |
| Definitions | 1 |
| Abbreviations | 1 |
| Conventions | 1 |
| Feedback | 1 |
| University of Denver | |
| Collegiate Programs | 2 |
| Percentage of Total Enrollment | 5 |
| Arts and Humanities | |
| Undergraduate Programs | 6 |
| Graduate Programs | 11 |
| All Programs | 13 |
| Social Sciences | |
| Undergraduate Programs | 15 |
| Graduate Programs | 19 |
| All Programs | 22 |
| Daniels College of Business | |
| Undergraduate Programs | 24 |
| Traditional Graduate Programs | 28 |
| Non-traditional Graduate Programs | 30 |
| All Programs | 31 |
| Graduate School of Professional Psychology | |
| Graduate Programs | 33 |
| Graduate School of Social Work | |
| Graduate Programs | 34 |
| Graduate Tax Program | |
| Graduate Programs | 35 |

Table of Contents

| | |
|--|----|
| Josef Korbel School of International Studies | |
| Undergraduate Program | 36 |
| Graduate Programs | 37 |
| All Programs | 40 |
| Morgridge College of Education | |
| Graduate Programs | 41 |
| Natural Sciences & Mathematics | |
| Undergraduate Programs | 43 |
| Graduate Programs | 46 |
| All Programs | 48 |
| Ritchie School of Engineering & Computer Science | |
| Undergraduate Programs | 49 |
| Traditional Graduate Programs | 51 |
| Lockheed Program | 53 |
| Northrup Program | 55 |
| All Programs | 56 |
| Sturm College of Law | |
| Graduate Programs | 57 |
| DU/Iliff Joint PhD Program | |
| Graduate Program | 58 |
| Undergraduate Undeclared and Non-degree | |
| Undergraduate Programs | 59 |
| Graduate Studies | |
| Graduate Programs | 60 |
| University College | |
| Undergraduate Programs | 61 |
| Graduate Programs | 62 |
| All Programs | 66 |

Table of Contents

| | |
|---|----|
| Transportation Institute | |
| Graduate Program | 68 |
| Colorado Women's College | |
| Undergraduate Programs | 69 |
| Dual Degree Programs | |
| Dual Undergraduate/Graduate Degree Programs | 71 |
| Graduate Dual Degree Programs | 71 |

Fall 2016 Majors Report

Introduction

Purpose

This report summarizes headcount and duplicated enrollment by academic unit, department, and major. To allow readers to make comparisons across time, enrollment data are reported according to the current organizational structure of departments and academic units.

Reporting Period

Enrollment data are reported as of the end of term (EOT) census date for each Fall reporting period over the last five years. The Fall reporting period includes Fall quarter and Fall semester.

Exclusions

Enrollment data exclude:

- 1) Non-credit bearing students
- 2) Non-tuition bearing students
- 3) Students enrolled in continuous enrollment
- 4) Students whose primary curriculum is in the English Language Center

Definitions

First Major

The declared major associated with a student's primary curriculum. In this report, First Major reports the number of students whose first major is in a major, department, or academic unit. First Major is commonly reported as headcount enrollment.

Second Major

The declared major associated with a student's secondary curriculum. In this report, Second Major reports the number of students whose second major is in a major, department, or academic unit.

Beginning in Fall 2015, Second Major also includes "secondary majors", which offer students the opportunity to specialize in a second field outside the primary program without the requirement of earning a second baccalaureate degree in the secondary major. Secondary majors are distinct from second majors but are reported in duplicated enrollment counts for central planning and analysis.

Headcount Enrollment

A measure of enrollment in which students are counted only once, in their primary curriculum. Headcount enrollment is reported internally and externally as official institutional enrollment.

Duplicated Enrollment

A measure of enrollment in which students are counted more than once, in each applicable curriculum. In this report, Duplicated Total reports the number of students whose first or second major is in a major, department, or academic unit.

Abbreviations

| <i>Degree Types</i> | | <i>Class Standing</i> | |
|---------------------|-------------|-----------------------|------------|
| Ba | Bachelor's | FY | First-Year |
| Ma | Master's | So | Sophomore |
| Doc | Doctoral | Jr | Junior |
| ND | Non-degree | Sr | Senior |
| Cert | Certificate | | |

Conventions

- NA Indicates a program that has been discontinued or that is not available to students.
- Indicates a value that cannot be calculated from available data.

Feedback

We welcome your feedback to help us improve the quality and usefulness of this report. Please direct any comments or questions to:

Isamu Pant
303-871-3474
isamu.pant@du.edu

University of Denver
 Enrollment by Academic Unit
 All Programs

| | Undergraduate | | | | | | | | | | Graduate | | | | | | | | | | Grand Total | |
|---|---------------|-----|-----------|-----|--------|-----|--------|-----|-------|------|------------|----|-------------|-----|----------|------|-----------|-----|-------|------|-------------|------|
| | First-Year | | Sophomore | | Junior | | Senior | | Total | | Non-degree | | Certificate | | Master's | | Doctorate | | Total | | | |
| | N | % | N | % | N | % | N | % | N | % | N | % | N | % | N | % | N | % | N | % | | |
| Arts and Humanities | | | | | | | | | | | | | | | | | | | | | | |
| First Major | 133 | 26% | 114 | 22% | 126 | 25% | 138 | 27% | 511 | 67% | NA | NA | 28 | 16% | 119 | 67% | 30 | 17% | 177 | 96% | 688 | 73% |
| Second Major | 20 | 8% | 38 | 15% | 73 | 30% | 116 | 47% | 247 | 33% | NA | NA | 6 | 75% | 2 | 25% | 0 | 0% | 8 | 4% | 255 | 27% |
| Duplicated Total | 153 | 20% | 152 | 20% | 199 | 26% | 254 | 34% | 758 | 100% | NA | NA | 34 | 18% | 121 | 65% | 30 | 16% | 185 | 100% | 943 | 100% |
| Social Sciences | | | | | | | | | | | | | | | | | | | | | | |
| First Major | 278 | 24% | 274 | 23% | 312 | 27% | 304 | 26% | 1,168 | 79% | NA | NA | NA | NA | 69 | 61% | 45 | 39% | 114 | 86% | 1,282 | 80% |
| Second Major | 23 | 7% | 85 | 28% | 88 | 28% | 113 | 37% | 309 | 21% | NA | NA | NA | NA | 17 | 94% | 1 | 6% | 18 | 14% | 327 | 20% |
| Duplicated Total | 301 | 20% | 359 | 24% | 400 | 27% | 417 | 28% | 1,477 | 100% | NA | NA | NA | NA | 86 | 65% | 46 | 35% | 132 | 100% | 1,609 | 100% |
| Daniels College of Business | | | | | | | | | | | | | | | | | | | | | | |
| First Major | 338 | 22% | 298 | 19% | 410 | 26% | 508 | 33% | 1,554 | 95% | 13 | 2% | 33 | 4% | 696 | 94% | NA | NA | 742 | 83% | 2,296 | 91% |
| Second Major | 3 | 4% | 7 | 9% | 27 | 36% | 38 | 51% | 75 | 5% | 5 | 3% | 17 | 11% | 131 | 86% | NA | NA | 153 | 17% | 228 | 9% |
| Duplicated Total | 341 | 21% | 305 | 19% | 437 | 27% | 546 | 34% | 1,629 | 100% | 18 | 2% | 50 | 6% | 827 | 92% | NA | NA | 895 | 100% | 2,524 | 100% |
| Graduate School of Professional Psychology | | | | | | | | | | | | | | | | | | | | | | |
| First Major | NA | NA | NA | NA | NA | NA | NA | NA | NA | NA | NA | NA | NA | NA | 180 | 60% | 122 | 40% | 302 | NA | 302 | 84% |
| Second Major | NA | NA | NA | NA | NA | NA | NA | NA | NA | NA | NA | NA | NA | NA | 56 | 100% | 0 | 0% | 56 | NA | 56 | 16% |
| Duplicated Total | NA | NA | NA | NA | NA | NA | NA | NA | NA | NA | NA | NA | NA | NA | 236 | 66% | 122 | 34% | 358 | NA | 358 | 100% |
| Graduate School of Social Work | | | | | | | | | | | | | | | | | | | | | | |
| First Major | NA | NA | NA | NA | NA | NA | NA | NA | NA | NA | 5 | 1% | 0 | 0% | 485 | 97% | 11 | 2% | 501 | NA | 501 | 88% |
| Second Major | NA | NA | NA | NA | NA | NA | NA | NA | NA | NA | 0 | 0% | 56 | 82% | 12 | 18% | 0 | 0% | 68 | NA | 68 | 12% |
| Duplicated Total | NA | NA | NA | NA | NA | NA | NA | NA | NA | NA | 5 | 1% | 56 | 10% | 497 | 87% | 11 | 2% | 569 | NA | 569 | 100% |
| Graduate Tax Program | | | | | | | | | | | | | | | | | | | | | | |
| First Major | NA | NA | NA | NA | NA | NA | NA | NA | NA | NA | 4 | 3% | NA | NA | 111 | 97% | NA | NA | 115 | NA | 115 | 93% |
| Second Major | NA | NA | NA | NA | NA | NA | NA | NA | NA | NA | 0 | 0% | NA | NA | 8 | 100% | NA | NA | 8 | NA | 8 | 7% |
| Duplicated Total | NA | NA | NA | NA | NA | NA | NA | NA | NA | NA | 4 | NA | NA | NA | 119 | 97% | NA | NA | 123 | NA | 123 | 100% |
| Josef Korbel School of International Studies | | | | | | | | | | | | | | | | | | | | | | |
| First Major | 93 | 25% | 90 | 24% | 102 | 27% | 89 | 24% | 374 | 81% | 7 | 2% | 0 | 0% | 386 | 96% | 8 | 2% | 401 | 89% | 775 | 85% |
| Second Major | 13 | 15% | 15 | 17% | 30 | 34% | 29 | 33% | 87 | 19% | 0 | 0% | 39 | 80% | 10 | 20% | 0 | 0% | 49 | 11% | 136 | 15% |
| Duplicated Total | 106 | 23% | 105 | 23% | 132 | 29% | 118 | 26% | 461 | 100% | 7 | 2% | 39 | 9% | 396 | 88% | 8 | 2% | 450 | 100% | 911 | 100% |
| Morgridge College of Education | | | | | | | | | | | | | | | | | | | | | | |
| First Major | NA | NA | NA | NA | NA | NA | NA | NA | NA | NA | 8 | 1% | 45 | 5% | 515 | 59% | 300 | 35% | 868 | NA | 868 | 88% |
| Second Major | NA | NA | NA | NA | NA | NA | NA | NA | NA | NA | 2 | 2% | 92 | 80% | 20 | 17% | 1 | 1% | 115 | NA | 115 | 12% |
| Duplicated Total | NA | NA | NA | NA | NA | NA | NA | NA | NA | NA | 10 | 1% | 137 | 14% | 535 | 54% | 301 | 31% | 983 | NA | 983 | 100% |

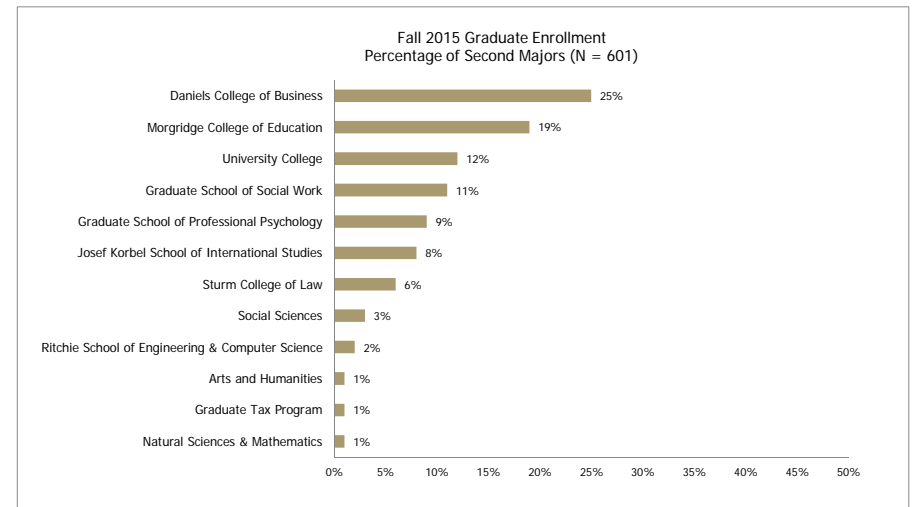
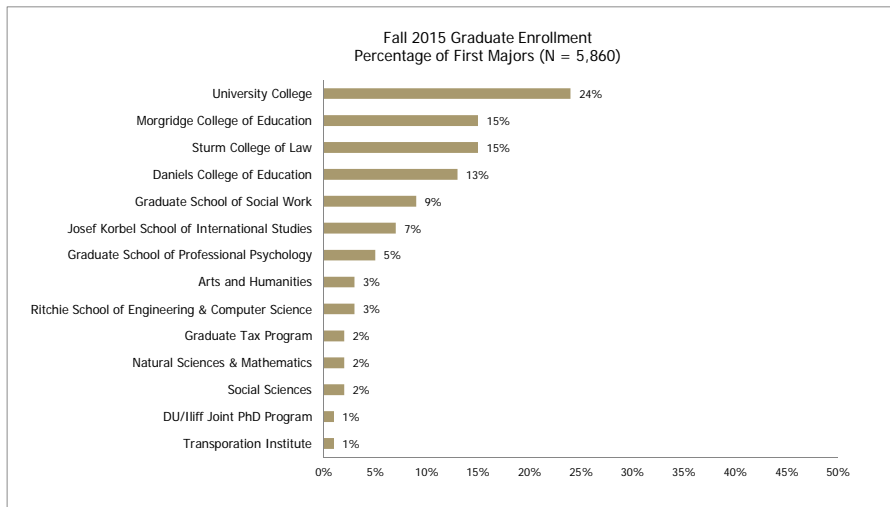
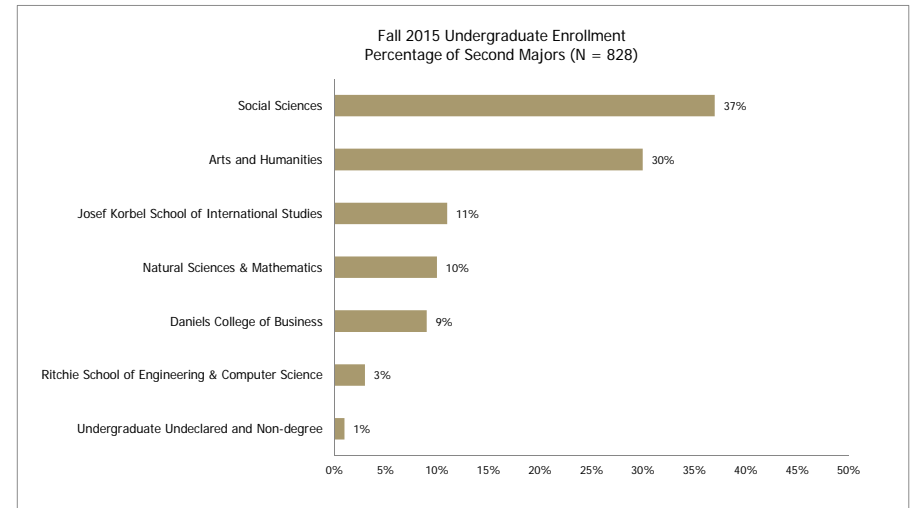
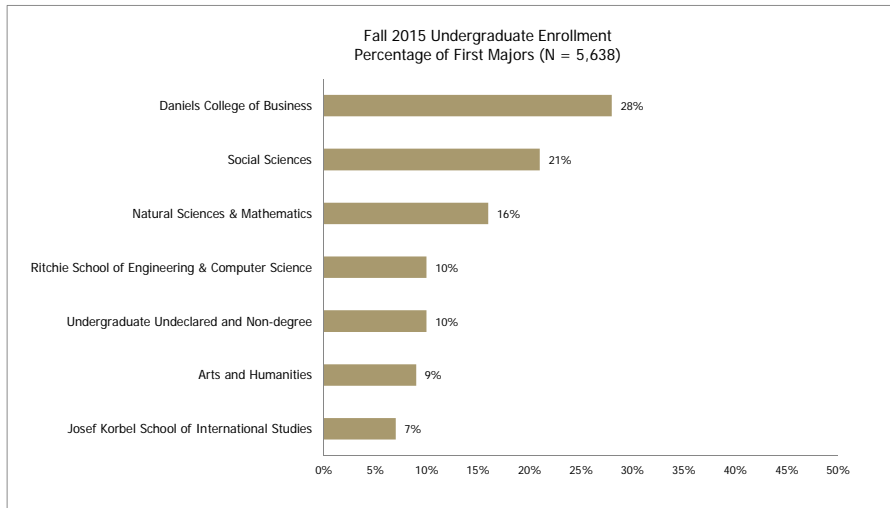
University of Denver
 Enrollment by Academic Unit
 All Programs

| | Undergraduate | | | | | | | | | | Graduate | | | | | | | | | | Grand Total | |
|---|---------------|-----|-----------|-----|--------|-----|--------|-----|-------|------|------------|------|-------------|-----|----------|------|-----------|------|-------|------|-------------|------|
| | First-Year | | Sophomore | | Junior | | Senior | | Total | | Non-degree | | Certificate | | Master's | | Doctorate | | Total | | | |
| | N | % | N | % | N | % | N | % | N | % | N | % | N | % | N | % | N | % | N | % | | |
| Natural Sciences & Mathematics | | | | | | | | | | | | | | | | | | | | | | |
| First Major | 268 | 30% | 239 | 26% | 194 | 21% | 204 | 23% | 905 | 92% | NA | NA | NA | NA | 64 | 46% | 76 | 54% | 140 | 96% | 1,045 | 92% |
| Second Major | 5 | 6% | 24 | 30% | 21 | 26% | 31 | 38% | 81 | 8% | NA | NA | NA | NA | 5 | 83% | 1 | 17% | 6 | 4% | 87 | 8% |
| Duplicated Total | 273 | 28% | 263 | 27% | 215 | 22% | 235 | 24% | 986 | 100% | NA | NA | NA | NA | 69 | 47% | 77 | 53% | 146 | 100% | 1,132 | 100% |
| Ritchie School of Engineering & Computer Science | | | | | | | | | | | | | | | | | | | | | | |
| First Major | 174 | 30% | 146 | 25% | 146 | 25% | 111 | 19% | 577 | 96% | 14 | 10% | NA | NA | 91 | 62% | 42 | 29% | 147 | 91% | 724 | 95% |
| Second Major | 0 | 0% | 7 | 32% | 5 | 23% | 10 | 45% | 22 | 4% | 7 | 50% | NA | NA | 7 | 50% | 0 | 0% | 14 | 9% | 36 | 5% |
| Duplicated Total | 174 | 29% | 153 | 26% | 151 | 25% | 121 | 20% | 599 | 100% | 21 | 13% | NA | NA | 98 | 61% | 42 | 26% | 161 | 100% | 760 | 100% |
| Sturm College of Law | | | | | | | | | | | | | | | | | | | | | | |
| First Major | NA | NA | NA | NA | NA | NA | NA | NA | NA | NA | 5 | 1% | 2 | 0% | 92 | 11% | 776 | 89% | 875 | NA | 875 | 96% |
| Second Major | NA | NA | NA | NA | NA | NA | NA | NA | NA | NA | 0 | 0% | 20 | 59% | 14 | 41% | 0 | 0% | 34 | NA | 34 | 4% |
| Duplicated Total | NA | NA | NA | NA | NA | NA | NA | NA | NA | NA | 5 | 1% | 22 | 2% | 106 | 12% | 776 | 85% | 909 | NA | 909 | 100% |
| Undergraduate Undeclared and Non-degree | | | | | | | | | | | | | | | | | | | | | | |
| First Major | 377 | 69% | 152 | 28% | 18 | 3% | 2 | 0% | 549 | 99% | NA | NA | NA | NA | NA | NA | NA | NA | NA | NA | 549 | 99% |
| Second Major | 3 | 43% | 2 | 29% | 2 | 29% | 0 | 0% | 7 | 1% | NA | NA | NA | NA | NA | NA | NA | NA | NA | NA | 7 | 1% |
| Duplicated Total | 380 | 68% | 154 | 28% | 20 | 4% | 2 | 0% | 556 | 100% | NA | NA | NA | NA | NA | NA | NA | NA | NA | NA | 556 | 100% |
| University College | | | | | | | | | | | | | | | | | | | | | | |
| First Major | NA | NA | NA | NA | NA | NA | NA | NA | NA | NA | 72 | 5% | 220 | 16% | 1,091 | 79% | NA | NA | 1,383 | NA | 1,383 | 95% |
| Second Major | NA | NA | NA | NA | NA | NA | NA | NA | NA | NA | 1 | 1% | 59 | 82% | 12 | 17% | NA | NA | 72 | NA | 72 | 5% |
| Duplicated Total | NA | NA | NA | NA | NA | NA | NA | NA | NA | NA | 73 | 5% | 279 | 19% | 1,103 | 76% | NA | NA | 1,455 | NA | 1,455 | 100% |
| Transportation Institute | | | | | | | | | | | | | | | | | | | | | | |
| First Major | NA | NA | NA | NA | NA | NA | NA | NA | NA | NA | NA | NA | NA | NA | 33 | 100% | NA | NA | 33 | NA | 33 | 100% |
| Second Major | NA | NA | NA | NA | NA | NA | NA | NA | NA | NA | NA | NA | NA | NA | NA | NA | NA | NA | NA | NA | NA | NA |
| Duplicated Total | NA | NA | NA | NA | NA | NA | NA | NA | NA | NA | NA | NA | NA | NA | 33 | 100% | NA | NA | 33 | NA | 33 | 100% |
| DU/Iliff Joint PhD Program | | | | | | | | | | | | | | | | | | | | | | |
| First Major | NA | NA | NA | NA | NA | NA | NA | NA | NA | NA | NA | NA | NA | NA | NA | NA | 50 | 100% | 50 | NA | 50 | 100% |
| Second Major | NA | NA | NA | NA | NA | NA | NA | NA | NA | NA | NA | NA | NA | NA | NA | NA | NA | NA | NA | NA | NA | NA |
| Duplicated Total | NA | NA | NA | NA | NA | NA | NA | NA | NA | NA | NA | NA | NA | NA | NA | NA | 50 | 100% | 50 | NA | 50 | 100% |
| Graduate Studies | | | | | | | | | | | | | | | | | | | | | | |
| First Major | NA | NA | NA | NA | NA | NA | NA | NA | NA | NA | 12 | 100% | NA | NA | NA | NA | NA | NA | 12 | NA | 12 | 100% |
| Second Major | NA | NA | NA | NA | NA | NA | NA | NA | NA | NA | 0 | - | NA | NA | NA | NA | NA | NA | 0 | NA | 0 | 0% |
| Duplicated Total | NA | NA | NA | NA | NA | NA | NA | NA | NA | NA | 12 | 100% | NA | NA | NA | NA | NA | NA | 12 | NA | 12 | 100% |

University of Denver
 Enrollment by Academic Unit
 All Programs

| | Undergraduate | | | | | | | | | | Graduate | | | | | | | | | | Grand Total | | |
|---------------------------------|---------------|-----|-----------|-----|--------|-----|--------|-----|-------|------|------------|----|-------------|-----|----------|-----|-----------|-----|-------|------|-------------|------|---|
| | First-Year | | Sophomore | | Junior | | Senior | | Total | | Non-degree | | Certificate | | Master's | | Doctorate | | Total | | | | |
| | N | % | N | % | N | % | N | % | N | % | N | % | N | % | N | % | N | % | N | % | N | % | N |
| Subtotal | | | | | | | | | | | | | | | | | | | | | | | |
| First Major | 1,661 | 29% | 1,313 | 23% | 1,308 | 23% | 1,356 | 24% | 5,638 | 87% | 140 | 2% | 328 | 6% | 3,932 | 67% | 1,460 | 25% | 5,860 | 91% | 11,498 | 89% | |
| Second Major | 67 | 8% | 178 | 21% | 246 | 30% | 337 | 41% | 828 | 13% | 15 | 2% | 289 | 48% | 294 | 49% | 3 | 0% | 601 | 9% | 1,429 | 11% | |
| Duplicated Total | 1,728 | 27% | 1,491 | 23% | 1,554 | 24% | 1,693 | 26% | 6,466 | 100% | 155 | 2% | 617 | 10% | 4,226 | 65% | 1,463 | 23% | 6,461 | 100% | 12,927 | 100% | |
| Non-traditional Programs | | | | | | | | | | | | | | | | | | | | | | | |
| University College | | | | | | | | | | | | | | | | | | | | | | | |
| First Major | 11 | 18% | 10 | 16% | 22 | 36% | 18 | 30% | 61 | 100% | NA | NA | NA | NA | NA | NA | NA | NA | NA | NA | 61 | 100% | |
| Second Major | 0 | - | 0 | - | 0 | - | 0 | - | 0 | 0% | NA | NA | NA | NA | NA | NA | NA | NA | NA | NA | 0 | 0% | |
| Duplicated Total | 11 | 18% | 10 | 16% | 22 | 36% | 18 | 30% | 61 | 100% | NA | NA | NA | NA | NA | NA | NA | NA | NA | NA | 61 | 100% | |
| Colorado Women's College | | | | | | | | | | | | | | | | | | | | | | | |
| First Major | 1 | 2% | 6 | 11% | 15 | 27% | 33 | 60% | 55 | 85% | NA | NA | NA | NA | NA | NA | NA | NA | NA | NA | 55 | 85% | |
| Second Major | 0 | 0% | 0 | 0% | 3 | 30% | 7 | 70% | 10 | 15% | NA | NA | NA | NA | NA | NA | NA | NA | NA | NA | 10 | 15% | |
| Duplicated Total | 1 | 2% | 6 | 9% | 18 | 28% | 40 | 62% | 65 | 100% | NA | NA | NA | NA | NA | NA | NA | NA | NA | NA | 65 | 100% | |
| Grand Total | | | | | | | | | | | | | | | | | | | | | | | |
| First Major | 1,673 | 29% | 1,329 | 23% | 1,345 | 23% | 1,407 | 24% | 5,754 | 87% | 140 | 2% | 328 | 6% | 3,932 | 67% | 1,460 | 25% | 5,860 | 91% | 11,614 | 89% | |
| Second Major | 67 | 8% | 178 | 21% | 249 | 30% | 344 | 41% | 838 | 13% | 15 | 2% | 289 | 48% | 294 | 49% | 3 | 0% | 601 | 9% | 1,439 | 11% | |
| Duplicated Total | 1,740 | 26% | 1,507 | 23% | 1,594 | 24% | 1,751 | 27% | 6,592 | 100% | 155 | 2% | 617 | 10% | 4,226 | 65% | 1,463 | 23% | 6,461 | 100% | 13,053 | 100% | |

University of Denver
 Enrollment by Academic Unit
 All Programs



¹ Percentage of undergraduate enrollment excludes University College and Colorado Women's College.

Arts and Humanities
 Enrollment by Department and Major
 Undergraduate Programs

| | Fall 2012 | | | | | Fall 2013 | | | | | Fall 2014 | | | | | Fall 2015 | | | | | Fall 2016 | | | | |
|--|-----------|----|----|----|-------|-----------|----|----|----|-------|-----------|----|----|----|-------|-----------|----|----|----|-------|-----------|----|----|----|-------|
| | FY | So | Jr | Sr | Total | FY | So | Jr | Sr | Total | FY | So | Jr | Sr | Total | FY | So | Jr | Sr | Total | FY | So | Jr | Sr | Total |
| Art and Art History | | | | | | | | | | | | | | | | | | | | | | | | | |
| Art | | | | | | | | | | | | | | | | | | | | | | | | | |
| First Major | 13 | 9 | 13 | 11 | 46 | 15 | 10 | 7 | 12 | 44 | 11 | 16 | 7 | 7 | 41 | 13 | 19 | 19 | 7 | 58 | 12 | 8 | 14 | 16 | 50 |
| Second Major | 0 | 6 | 2 | 5 | 13 | 0 | 1 | 4 | 5 | 10 | 0 | 3 | 4 | 2 | 9 | 2 | 3 | 3 | 5 | 13 | 2 | 1 | 2 | 5 | 10 |
| Duplicated Total | 13 | 15 | 15 | 16 | 59 | 15 | 11 | 11 | 17 | 54 | 11 | 19 | 11 | 9 | 50 | 15 | 22 | 22 | 12 | 71 | 14 | 9 | 16 | 21 | 60 |
| Art History | | | | | | | | | | | | | | | | | | | | | | | | | |
| First Major | 2 | 5 | 4 | 10 | 21 | 6 | 4 | 7 | 5 | 22 | 4 | 6 | 1 | 7 | 18 | 3 | 5 | 4 | 6 | 18 | 4 | 3 | 5 | 4 | 16 |
| Second Major | 1 | 1 | 4 | 1 | 7 | 0 | 2 | 2 | 4 | 8 | 1 | 3 | 5 | 1 | 10 | 0 | 1 | 3 | 6 | 10 | 1 | 0 | 3 | 8 | 12 |
| Duplicated Total | 3 | 6 | 8 | 11 | 28 | 6 | 6 | 9 | 9 | 30 | 5 | 9 | 6 | 8 | 28 | 3 | 6 | 7 | 12 | 28 | 5 | 3 | 8 | 12 | 28 |
| Electronic Media Arts and Design ¹ | | | | | | | | | | | | | | | | | | | | | | | | | |
| First Major | 0 | 3 | 6 | 13 | 22 | 0 | 0 | 1 | 5 | 6 | 0 | 0 | 0 | 0 | 0 | NA | NA | NA | NA | NA | NA | NA | NA | NA | NA |
| Second Major | 0 | 0 | 0 | 1 | 1 | 0 | 0 | 0 | 0 | 0 | 0 | 1 | 0 | 0 | 1 | NA | NA | NA | NA | NA | NA | NA | NA | NA | NA |
| Duplicated Total | 0 | 3 | 6 | 14 | 23 | 0 | 0 | 1 | 5 | 6 | 0 | 1 | 0 | 0 | 1 | NA | NA | NA | NA | NA | NA | NA | NA | NA | NA |
| Pre-Art Conservation | | | | | | | | | | | | | | | | | | | | | | | | | |
| First Major | 0 | 3 | 1 | 0 | 4 | 0 | 0 | 3 | 1 | 4 | 0 | 1 | 0 | 2 | 3 | 0 | 0 | 1 | 1 | 2 | 0 | 0 | 0 | 0 | 0 |
| Second Major | 0 | 0 | 0 | 0 | 0 | 0 | 0 | 0 | 0 | 0 | 0 | 0 | 0 | 0 | 0 | 0 | 0 | 0 | 0 | 0 | 0 | 0 | 0 | 0 | 0 |
| Duplicated Total | 0 | 3 | 1 | 0 | 4 | 0 | 0 | 3 | 1 | 4 | 0 | 1 | 0 | 2 | 3 | 0 | 0 | 1 | 1 | 2 | 0 | 0 | 0 | 0 | 0 |
| Studio Art | | | | | | | | | | | | | | | | | | | | | | | | | |
| First Major | 0 | 1 | 8 | 6 | 15 | 0 | 0 | 4 | 13 | 17 | 0 | 0 | 0 | 7 | 7 | 0 | 0 | 1 | 0 | 1 | 1 | 0 | 4 | 2 | 7 |
| Second Major | 0 | 0 | 0 | 0 | 0 | 0 | 0 | 0 | 0 | 0 | 0 | 0 | 0 | 0 | 0 | 0 | 0 | 0 | 0 | 0 | 0 | 0 | 0 | 0 | 0 |
| Duplicated Total | 0 | 1 | 8 | 6 | 15 | 0 | 0 | 4 | 13 | 17 | 0 | 0 | 0 | 7 | 7 | 0 | 0 | 1 | 0 | 1 | 1 | 0 | 4 | 2 | 7 |
| Total | | | | | | | | | | | | | | | | | | | | | | | | | |
| First Major | 15 | 21 | 32 | 40 | 108 | 21 | 14 | 22 | 36 | 93 | 15 | 23 | 8 | 23 | 69 | 16 | 24 | 25 | 14 | 79 | 17 | 11 | 23 | 22 | 73 |
| Second Major | 1 | 7 | 6 | 7 | 21 | 0 | 3 | 6 | 9 | 18 | 1 | 7 | 9 | 3 | 20 | 2 | 4 | 6 | 11 | 23 | 3 | 1 | 5 | 13 | 22 |
| Duplicated Total | 16 | 28 | 38 | 47 | 129 | 21 | 17 | 28 | 45 | 111 | 16 | 30 | 17 | 26 | 89 | 18 | 28 | 31 | 25 | 102 | 20 | 12 | 28 | 35 | 95 |

¹ Program discontinued in 2011 and opened as Emergent Digital Practices.

Arts and Humanities

Enrollment by Department and Major Undergraduate Programs

| | Fall 2012 | | | | | Fall 2013 | | | | | Fall 2014 | | | | | Fall 2015 | | | | | Fall 2016 | | | | |
|--|-----------|----|----|----|-------|-----------|----|----|----|-------|-----------|----|----|----|-------|-----------|----|----|----|-------|-----------|----|----|----|-------|
| | FY | So | Jr | Sr | Total | FY | So | Jr | Sr | Total | FY | So | Jr | Sr | Total | FY | So | Jr | Sr | Total | FY | So | Jr | Sr | Total |
| Arts and Humanities General | | | | | | | | | | | | | | | | | | | | | | | | | |
| Cultural and Critical Studies ^{2 3} | | | | | | | | | | | | | | | | | | | | | | | | | |
| First Major | 1 | 0 | 0 | 1 | 2 | 0 | 0 | 0 | 0 | 0 | 0 | 0 | 0 | 0 | 0 | 1 | 0 | 0 | 0 | 1 | NA | NA | NA | NA | NA |
| Second Major | 0 | 0 | 0 | 0 | 0 | 0 | 0 | 1 | 0 | 1 | 0 | 0 | 1 | 0 | 1 | 0 | 0 | 0 | 0 | 0 | NA | NA | NA | NA | NA |
| Duplicated Total | 1 | 0 | 0 | 1 | 2 | 0 | 0 | 1 | 0 | 1 | 0 | 0 | 1 | 0 | 1 | 1 | 0 | 0 | 0 | 1 | NA | NA | NA | NA | NA |
| Emergent Digital Practices ⁴ | | | | | | | | | | | | | | | | | | | | | | | | | |
| First Major | 5 | 6 | 8 | 3 | 22 | 22 | 10 | 7 | 12 | 51 | 14 | 15 | 14 | 9 | 52 | 11 | 11 | 17 | 10 | 49 | 12 | 13 | 13 | 14 | 52 |
| Second Major | 2 | 0 | 1 | 0 | 3 | 1 | 4 | 1 | 0 | 6 | 0 | 6 | 4 | 2 | 12 | 1 | 1 | 5 | 3 | 10 | 3 | 1 | 2 | 2 | 8 |
| Duplicated Total | 7 | 6 | 9 | 3 | 25 | 23 | 14 | 8 | 12 | 57 | 14 | 21 | 18 | 11 | 64 | 12 | 12 | 22 | 13 | 59 | 15 | 14 | 15 | 16 | 60 |
| Individually Structured Majors ^{5 6} | | | | | | | | | | | | | | | | | | | | | | | | | |
| First Major | 0 | 0 | 1 | 2 | 3 | 0 | 0 | 0 | 1 | 1 | 1 | 0 | 0 | 0 | 1 | 0 | 0 | 1 | 0 | 1 | NA | NA | NA | NA | NA |
| Second Major | 0 | 0 | 0 | 0 | 0 | 0 | 0 | 0 | 0 | 0 | 0 | 0 | 0 | 0 | 0 | 0 | 0 | 0 | 0 | 0 | NA | NA | NA | NA | NA |
| Duplicated Total | 0 | 0 | 1 | 2 | 3 | 0 | 0 | 0 | 1 | 1 | 1 | 0 | 0 | 0 | 1 | 0 | 0 | 1 | 0 | 1 | NA | NA | NA | NA | NA |
| Undeclared - AH | | | | | | | | | | | | | | | | | | | | | | | | | |
| First Major | 16 | 7 | 0 | 0 | 23 | 8 | 7 | 1 | 0 | 16 | 21 | 4 | 0 | 0 | 25 | 3 | 6 | 0 | 0 | 9 | 16 | 1 | 2 | 0 | 19 |
| Second Major | 0 | 0 | 0 | 0 | 0 | 1 | 0 | 0 | 0 | 1 | 0 | 1 | 0 | 0 | 1 | 0 | 0 | 0 | 0 | 0 | 0 | 0 | 0 | 0 | 0 |
| Duplicated Total | 16 | 7 | 0 | 0 | 23 | 9 | 7 | 1 | 0 | 17 | 21 | 5 | 0 | 0 | 26 | 3 | 6 | 0 | 0 | 9 | 16 | 1 | 2 | 0 | 19 |
| Total | | | | | | | | | | | | | | | | | | | | | | | | | |
| First Major | 22 | 13 | 9 | 6 | 50 | 30 | 17 | 8 | 13 | 68 | 36 | 19 | 14 | 9 | 78 | 15 | 17 | 18 | 10 | 60 | 28 | 14 | 15 | 14 | 71 |
| Second Major | 2 | 0 | 1 | 0 | 3 | 2 | 4 | 2 | 0 | 8 | 0 | 7 | 5 | 2 | 14 | 1 | 1 | 5 | 3 | 10 | 3 | 1 | 2 | 2 | 8 |
| Duplicated Total | 24 | 13 | 10 | 6 | 53 | 32 | 21 | 10 | 13 | 76 | 36 | 26 | 19 | 11 | 92 | 16 | 18 | 23 | 13 | 70 | 31 | 15 | 17 | 16 | 79 |
| English | | | | | | | | | | | | | | | | | | | | | | | | | |
| English | | | | | | | | | | | | | | | | | | | | | | | | | |
| First Major | 24 | 32 | 39 | 35 | 130 | 44 | 21 | 35 | 35 | 135 | 28 | 36 | 21 | 30 | 115 | 26 | 28 | 50 | 25 | 129 | 23 | 19 | 24 | 41 | 107 |
| Second Major | 0 | 10 | 9 | 17 | 36 | 5 | 2 | 9 | 14 | 30 | 1 | 3 | 5 | 11 | 20 | 7 | 5 | 9 | 6 | 27 | 0 | 5 | 10 | 15 | 30 |
| Duplicated Total | 24 | 42 | 48 | 52 | 166 | 49 | 23 | 44 | 49 | 165 | 29 | 39 | 26 | 41 | 135 | 33 | 33 | 59 | 31 | 156 | 23 | 24 | 34 | 56 | 137 |
| History | | | | | | | | | | | | | | | | | | | | | | | | | |
| History | | | | | | | | | | | | | | | | | | | | | | | | | |
| First Major | 12 | 15 | 23 | 14 | 64 | 21 | 13 | 17 | 22 | 73 | 11 | 9 | 14 | 14 | 48 | 7 | 8 | 11 | 14 | 40 | 11 | 13 | 7 | 10 | 41 |
| Second Major | 0 | 3 | 4 | 6 | 13 | 1 | 9 | 4 | 5 | 19 | 4 | 3 | 8 | 5 | 20 | 1 | 6 | 9 | 6 | 22 | 1 | 2 | 11 | 7 | 21 |
| Duplicated Total | 12 | 18 | 27 | 20 | 77 | 22 | 22 | 21 | 27 | 92 | 15 | 12 | 22 | 19 | 68 | 8 | 14 | 20 | 20 | 62 | 12 | 15 | 18 | 17 | 62 |

² Interdisciplinary program between Arts and Humanities and Social Sciences.

³ Program discontinued in 2015.

⁴ Program opened in 2011, combining the discontinued Electronic Media & Arts Design and Digital Media Studies into one program.

⁵ Interdisciplinary program between Arts and Humanities and Social Sciences.

⁶ Program discontinued in 2015.

Arts and Humanities

Enrollment by Department and Major

Undergraduate Programs

| | Fall 2012 | | | | | Fall 2013 | | | | | Fall 2014 | | | | | Fall 2015 | | | | | Fall 2016 | | | | |
|----------------------------------|-----------|----|----|----|-------|-----------|----|----|----|-------|-----------|----|----|----|-------|-----------|----|----|----|-------|-----------|----|----|----|-------|
| | FY | So | Jr | Sr | Total | FY | So | Jr | Sr | Total | FY | So | Jr | Sr | Total | FY | So | Jr | Sr | Total | FY | So | Jr | Sr | Total |
| Languages and Literatures | | | | | | | | | | | | | | | | | | | | | | | | | |
| French | | | | | | | | | | | | | | | | | | | | | | | | | |
| First Major | 0 | 1 | 4 | 3 | 8 | 2 | 2 | 1 | 4 | 9 | 2 | 2 | 3 | 2 | 9 | 2 | 1 | 2 | 5 | 10 | 0 | 1 | 1 | 3 | 5 |
| Second Major | 0 | 1 | 4 | 16 | 21 | 0 | 3 | 3 | 8 | 14 | 1 | 6 | 3 | 6 | 16 | 3 | 5 | 9 | 11 | 28 | 3 | 2 | 7 | 15 | 27 |
| Duplicated Total | 0 | 2 | 8 | 19 | 29 | 2 | 5 | 4 | 12 | 23 | 3 | 8 | 6 | 8 | 25 | 5 | 6 | 11 | 16 | 38 | 3 | 3 | 8 | 18 | 32 |
| German | | | | | | | | | | | | | | | | | | | | | | | | | |
| First Major | 1 | 0 | 1 | 1 | 3 | 0 | 2 | 1 | 2 | 5 | 0 | 0 | 1 | 1 | 2 | 0 | 0 | 1 | 3 | 4 | 0 | 0 | 0 | 1 | 1 |
| Second Major | 0 | 2 | 2 | 2 | 6 | 1 | 2 | 2 | 7 | 12 | 1 | 1 | 3 | 5 | 10 | 1 | 1 | 4 | 8 | 14 | 0 | 1 | 1 | 6 | 8 |
| Duplicated Total | 1 | 2 | 3 | 3 | 9 | 1 | 4 | 3 | 9 | 17 | 1 | 1 | 4 | 6 | 12 | 1 | 1 | 5 | 11 | 18 | 0 | 1 | 1 | 7 | 9 |
| Italian | | | | | | | | | | | | | | | | | | | | | | | | | |
| First Major | 1 | 0 | 0 | 2 | 3 | 1 | 1 | 0 | 1 | 3 | 0 | 2 | 1 | 0 | 3 | 0 | 2 | 2 | 1 | 5 | 1 | 1 | 0 | 3 | 5 |
| Second Major | 0 | 2 | 4 | 4 | 10 | 1 | 1 | 3 | 5 | 10 | 0 | 1 | 3 | 2 | 6 | 0 | 3 | 5 | 3 | 11 | 2 | 2 | 2 | 8 | 14 |
| Duplicated Total | 1 | 2 | 4 | 6 | 13 | 2 | 2 | 3 | 6 | 13 | 0 | 3 | 4 | 2 | 9 | 0 | 5 | 7 | 4 | 16 | 3 | 3 | 2 | 11 | 19 |
| Russian | | | | | | | | | | | | | | | | | | | | | | | | | |
| First Major | 0 | 4 | 2 | 1 | 7 | 0 | 1 | 2 | 4 | 7 | 2 | 1 | 0 | 4 | 7 | 2 | 1 | 0 | 0 | 3 | 2 | 1 | 2 | 0 | 5 |
| Second Major | 0 | 1 | 0 | 2 | 3 | 0 | 0 | 0 | 1 | 1 | 2 | 0 | 1 | 1 | 4 | 0 | 4 | 1 | 2 | 7 | 2 | 1 | 4 | 1 | 8 |
| Duplicated Total | 0 | 5 | 2 | 3 | 10 | 0 | 1 | 2 | 5 | 8 | 4 | 1 | 1 | 5 | 11 | 2 | 5 | 1 | 2 | 10 | 4 | 2 | 6 | 1 | 13 |
| Spanish | | | | | | | | | | | | | | | | | | | | | | | | | |
| First Major | 0 | 7 | 10 | 13 | 30 | 2 | 3 | 8 | 14 | 27 | 7 | 3 | 8 | 7 | 25 | 3 | 6 | 5 | 6 | 20 | 2 | 6 | 6 | 4 | 18 |
| Second Major | 1 | 9 | 18 | 35 | 63 | 3 | 9 | 18 | 28 | 58 | 2 | 4 | 17 | 25 | 48 | 3 | 7 | 11 | 29 | 50 | 2 | 15 | 12 | 33 | 62 |
| Duplicated Total | 1 | 16 | 28 | 48 | 93 | 5 | 12 | 26 | 42 | 85 | 9 | 7 | 25 | 32 | 73 | 6 | 13 | 16 | 35 | 70 | 4 | 21 | 18 | 37 | 80 |
| Total | | | | | | | | | | | | | | | | | | | | | | | | | |
| First Major | 2 | 12 | 17 | 20 | 51 | 5 | 9 | 12 | 25 | 51 | 11 | 8 | 13 | 14 | 46 | 7 | 10 | 10 | 15 | 42 | 5 | 9 | 9 | 11 | 34 |
| Second Major | 1 | 15 | 28 | 59 | 103 | 5 | 15 | 26 | 49 | 95 | 6 | 12 | 27 | 39 | 84 | 7 | 20 | 30 | 53 | 110 | 9 | 21 | 26 | 63 | 119 |
| Duplicated Total | 3 | 27 | 45 | 79 | 154 | 10 | 24 | 38 | 74 | 146 | 17 | 20 | 40 | 53 | 130 | 14 | 30 | 40 | 68 | 152 | 14 | 30 | 35 | 74 | 153 |

Arts and Humanities

Enrollment by Department and Major Undergraduate Programs

| | Fall 2012 | | | | | Fall 2013 | | | | | Fall 2014 | | | | | Fall 2015 | | | | | Fall 2016 | | | | |
|----------------------------------|-----------|----|----|----|-------|-----------|----|----|----|-------|-----------|----|----|----|-------|-----------|----|----|----|-------|-----------|----|----|----|-------|
| | FY | So | Jr | Sr | Total | FY | So | Jr | Sr | Total | FY | So | Jr | Sr | Total | FY | So | Jr | Sr | Total | FY | So | Jr | Sr | Total |
| Music | | | | | | | | | | | | | | | | | | | | | | | | | |
| Composition | | | | | | | | | | | | | | | | | | | | | | | | | |
| First Major | 1 | 2 | 0 | 2 | 5 | 1 | 1 | 2 | 1 | 5 | 1 | 1 | 1 | 2 | 5 | 1 | 1 | 0 | 1 | 3 | 0 | 1 | 1 | 0 | 2 |
| Second Major | 0 | 0 | 0 | 0 | 0 | 0 | 0 | 0 | 0 | 0 | 0 | 0 | 0 | 0 | 0 | 0 | 0 | 0 | 0 | 0 | 0 | 0 | 0 | 0 | 0 |
| Duplicated Total | 1 | 2 | 0 | 2 | 5 | 1 | 1 | 2 | 1 | 5 | 1 | 1 | 1 | 2 | 5 | 1 | 1 | 0 | 1 | 3 | 0 | 1 | 1 | 0 | 2 |
| Jazz and Commercial Music | | | | | | | | | | | | | | | | | | | | | | | | | |
| First Major | 7 | 6 | 5 | 9 | 27 | 5 | 9 | 5 | 6 | 25 | 6 | 4 | 8 | 5 | 23 | 9 | 5 | 3 | 6 | 23 | 5 | 7 | 2 | 3 | 17 |
| Second Major | 0 | 0 | 0 | 0 | 0 | 0 | 0 | 0 | 0 | 0 | 0 | 0 | 0 | 0 | 0 | 0 | 0 | 0 | 0 | 0 | 0 | 0 | 0 | 0 | 0 |
| Duplicated Total | 7 | 6 | 5 | 9 | 27 | 5 | 9 | 5 | 6 | 25 | 6 | 4 | 8 | 5 | 23 | 9 | 5 | 3 | 6 | 23 | 5 | 7 | 2 | 3 | 17 |
| Music | | | | | | | | | | | | | | | | | | | | | | | | | |
| First Major | 6 | 7 | 10 | 21 | 44 | 8 | 5 | 5 | 14 | 32 | 4 | 5 | 3 | 8 | 20 | 8 | 6 | 3 | 5 | 22 | 10 | 6 | 11 | 4 | 31 |
| Second Major | 0 | 1 | 0 | 2 | 3 | 3 | 1 | 0 | 1 | 5 | 1 | 4 | 1 | 0 | 6 | 1 | 0 | 4 | 1 | 6 | 1 | 3 | 2 | 3 | 9 |
| Duplicated Total | 6 | 8 | 10 | 23 | 47 | 11 | 6 | 5 | 15 | 37 | 5 | 9 | 4 | 8 | 26 | 9 | 6 | 7 | 6 | 28 | 11 | 9 | 13 | 7 | 40 |
| Performance | | | | | | | | | | | | | | | | | | | | | | | | | |
| First Major | 27 | 23 | 34 | 49 | 133 | 20 | 23 | 23 | 43 | 109 | 22 | 13 | 23 | 26 | 84 | 21 | 15 | 15 | 25 | 76 | 18 | 14 | 18 | 14 | 64 |
| Second Major | 0 | 0 | 0 | 1 | 1 | 2 | 0 | 0 | 1 | 3 | 0 | 1 | 0 | 0 | 1 | 0 | 0 | 0 | 1 | 1 | 0 | 0 | 0 | 1 | 1 |
| Duplicated Total | 27 | 23 | 34 | 50 | 134 | 22 | 23 | 23 | 44 | 112 | 22 | 14 | 23 | 26 | 85 | 21 | 15 | 15 | 26 | 77 | 18 | 14 | 18 | 15 | 65 |
| Recording and Production | | | | | | | | | | | | | | | | | | | | | | | | | |
| First Major | 3 | 0 | 0 | 2 | 5 | 4 | 3 | 0 | 1 | 8 | 3 | 5 | 3 | 0 | 11 | 2 | 2 | 3 | 2 | 9 | 3 | 2 | 1 | 4 | 10 |
| Second Major | 0 | 0 | 0 | 0 | 0 | 0 | 1 | 0 | 0 | 1 | 0 | 0 | 0 | 0 | 0 | 0 | 0 | 0 | 0 | 0 | 0 | 0 | 0 | 0 | 0 |
| Duplicated Total | 3 | 0 | 0 | 2 | 5 | 4 | 4 | 0 | 1 | 9 | 3 | 5 | 3 | 0 | 11 | 2 | 2 | 3 | 2 | 9 | 3 | 2 | 1 | 4 | 10 |
| Total | | | | | | | | | | | | | | | | | | | | | | | | | |
| First Major | 44 | 38 | 49 | 83 | 214 | 38 | 41 | 35 | 65 | 179 | 36 | 28 | 38 | 41 | 143 | 41 | 29 | 24 | 39 | 133 | 36 | 30 | 33 | 25 | 124 |
| Second Major | 0 | 1 | 0 | 3 | 4 | 5 | 2 | 0 | 2 | 9 | 1 | 5 | 1 | 0 | 7 | 1 | 0 | 4 | 2 | 7 | 1 | 3 | 2 | 4 | 10 |
| Duplicated Total | 44 | 39 | 49 | 86 | 218 | 43 | 43 | 35 | 67 | 188 | 37 | 33 | 39 | 41 | 150 | 42 | 29 | 28 | 41 | 140 | 37 | 33 | 35 | 29 | 134 |
| Philosophy | | | | | | | | | | | | | | | | | | | | | | | | | |
| Philosophy | | | | | | | | | | | | | | | | | | | | | | | | | |
| First Major | 2 | 3 | 4 | 6 | 15 | 6 | 2 | 5 | 4 | 17 | 5 | 3 | 5 | 5 | 18 | 4 | 3 | 3 | 6 | 16 | 4 | 5 | 2 | 3 | 14 |
| Second Major | 0 | 4 | 3 | 5 | 12 | 4 | 1 | 1 | 1 | 7 | 1 | 5 | 3 | 1 | 10 | 1 | 1 | 3 | 3 | 8 | 0 | 3 | 4 | 2 | 9 |
| Duplicated Total | 2 | 7 | 7 | 11 | 27 | 10 | 3 | 6 | 5 | 24 | 6 | 8 | 8 | 6 | 28 | 5 | 4 | 6 | 9 | 24 | 4 | 8 | 6 | 5 | 23 |
| Religious Studies | | | | | | | | | | | | | | | | | | | | | | | | | |
| Religious Studies | | | | | | | | | | | | | | | | | | | | | | | | | |
| First Major | 2 | 1 | 1 | 0 | 4 | 1 | 3 | 2 | 1 | 7 | 0 | 1 | 1 | 2 | 4 | 1 | 3 | 3 | 3 | 10 | 0 | 2 | 4 | 4 | 10 |
| Second Major | 0 | 3 | 2 | 1 | 6 | 2 | 4 | 2 | 3 | 11 | 1 | 1 | 2 | 5 | 9 | 0 | 2 | 2 | 3 | 7 | 0 | 0 | 4 | 3 | 7 |
| Duplicated Total | 0 | 3 | 2 | 1 | 6 | 2 | 4 | 2 | 3 | 11 | 1 | 1 | 2 | 5 | 9 | 0 | 2 | 2 | 3 | 7 | 0 | 0 | 4 | 3 | 7 |

⁷ Program discontinued in 2008.

⁸ Program discontinued in 2012.

Arts and Humanities

Enrollment by Department and Major

Undergraduate Programs

| | Fall 2012 | | | | | Fall 2013 | | | | | Fall 2014 | | | | | Fall 2015 | | | | | Fall 2016 | | | | |
|----------------------------|-----------|-----|-----|-----|-------|-----------|-----|-----|-----|-------|-----------|-----|-----|-----|-------|-----------|-----|-----|-----|-------|-----------|-----|-----|-----|-------|
| | FY | So | Jr | Sr | Total | FY | So | Jr | Sr | Total | FY | So | Jr | Sr | Total | FY | So | Jr | Sr | Total | FY | So | Jr | Sr | Total |
| Theatre | | | | | | | | | | | | | | | | | | | | | | | | | |
| Theater | | | | | | | | | | | | | | | | | | | | | | | | | |
| First Major | 13 | 6 | 8 | 6 | 33 | 15 | 8 | 7 | 6 | 36 | 9 | 12 | 5 | 6 | 32 | 10 | 8 | 9 | 7 | 34 | 9 | 11 | 9 | 8 | 37 |
| Second Major | 0 | 1 | 7 | 2 | 10 | 4 | 0 | 1 | 6 | 11 | 2 | 5 | 1 | 1 | 9 | 2 | 6 | 6 | 1 | 15 | 3 | 2 | 9 | 7 | 21 |
| Duplicated Total | 13 | 7 | 15 | 8 | 43 | 19 | 8 | 8 | 12 | 47 | 11 | 17 | 6 | 7 | 41 | 12 | 14 | 15 | 8 | 49 | 12 | 13 | 18 | 15 | 58 |
| Undergraduate Total | | | | | | | | | | | | | | | | | | | | | | | | | |
| First Major | 136 | 141 | 182 | 210 | 669 | 181 | 128 | 143 | 207 | 659 | 151 | 139 | 119 | 144 | 553 | 127 | 130 | 153 | 133 | 543 | 133 | 114 | 126 | 138 | 511 |
| Second Major | 4 | 44 | 60 | 100 | 208 | 28 | 40 | 51 | 89 | 208 | 17 | 48 | 61 | 67 | 193 | 22 | 45 | 74 | 88 | 229 | 20 | 38 | 73 | 116 | 247 |
| Duplicated Total | 140 | 185 | 242 | 310 | 877 | 209 | 168 | 194 | 296 | 867 | 168 | 187 | 180 | 211 | 746 | 149 | 175 | 227 | 221 | 772 | 153 | 152 | 199 | 254 | 758 |

Arts and Humanities

Enrollment by Department and Major

Graduate Programs

| | Fall 2012 | | | | Fall 2013 | | | | Fall 2014 | | | | Fall 2015 | | | | Fall 2016 | | | |
|--|-----------|----|-----|-------|-----------|----|-----|-------|-----------|----|-----|-------|-----------|----|-----|-------|-----------|----|-----|-------|
| | Cert | Ma | Doc | Total | Cert | Ma | Doc | Total | Cert | Ma | Doc | Total | Cert | Ma | Doc | Total | Cert | Ma | Doc | Total |
| Art and Art History | | | | | | | | | | | | | | | | | | | | |
| Art History | | | | | | | | | | | | | | | | | | | | |
| First Major | NA | 18 | NA | 18 | NA | 18 | NA | 18 | NA | 24 | NA | 24 | NA | 21 | NA | 21 | NA | 15 | NA | 15 |
| Second Major | NA | 0 | NA | 0 | NA | 0 | NA | 0 | NA | 0 | NA | 0 | NA | 0 | NA | 0 | NA | 1 | NA | 1 |
| Duplicated Total | NA | 18 | NA | 18 | NA | 18 | NA | 18 | NA | 24 | NA | 24 | NA | 21 | NA | 21 | NA | 16 | NA | 16 |
| Electronic Media Arts and Design ¹ | | | | | | | | | | | | | | | | | | | | |
| First Major | NA | 3 | NA | 3 | NA | 1 | NA | 1 | NA | 0 | NA | 0 | NA | 0 | NA | 0 | NA | NA | NA | NA |
| Second Major | NA | 0 | NA | 0 | NA | 0 | NA | 0 | NA | 0 | NA | 0 | NA | 0 | NA | 0 | NA | NA | NA | NA |
| Duplicated Total | NA | 3 | NA | 3 | NA | 1 | NA | 1 | NA | 0 | NA | 0 | NA | 0 | NA | 0 | NA | NA | NA | NA |
| Total | | | | | | | | | | | | | | | | | | | | |
| First Major | NA | 21 | NA | 21 | NA | 19 | NA | 19 | NA | 24 | NA | 24 | NA | 21 | NA | 21 | NA | 15 | NA | 15 |
| Second Major | NA | 0 | NA | 0 | NA | 0 | NA | 0 | NA | 0 | NA | 0 | NA | 0 | NA | 0 | NA | 1 | NA | 1 |
| Duplicated Total | NA | 21 | NA | 21 | NA | 19 | NA | 19 | NA | 24 | NA | 24 | NA | 21 | NA | 21 | NA | 16 | NA | 16 |
| Arts and Humanities General | | | | | | | | | | | | | | | | | | | | |
| Emergent Digital Practices ² | | | | | | | | | | | | | | | | | | | | |
| First Major | NA | 16 | NA | 16 | NA | 15 | NA | 15 | NA | 14 | NA | 14 | NA | 13 | NA | 13 | NA | 12 | NA | 12 |
| Second Major | NA | 1 | NA | 1 | NA | 0 | NA | 0 | NA | 0 | NA | 0 | NA | 0 | NA | 0 | NA | 0 | NA | 0 |
| Duplicated Total | NA | 17 | NA | 17 | NA | 15 | NA | 15 | NA | 14 | NA | 14 | NA | 13 | NA | 13 | NA | 12 | NA | 12 |
| Denver Publishing Institute | | | | | | | | | | | | | | | | | | | | |
| Publishing | | | | | | | | | | | | | | | | | | | | |
| First Major | 0 | NA | NA | 0 | 0 | NA | NA | 0 | 0 | NA | NA | 0 | 0 | NA | NA | 0 | 0 | NA | NA | 0 |
| Second Major | 0 | NA | NA | 0 | 0 | NA | NA | 0 | 1 | NA | NA | 1 | 1 | NA | NA | 1 | 4 | NA | NA | 4 |
| Duplicated Total | 0 | NA | NA | 0 | 0 | NA | NA | 0 | 1 | NA | NA | 1 | 1 | NA | NA | 1 | 4 | NA | NA | 4 |
| English | | | | | | | | | | | | | | | | | | | | |
| English | | | | | | | | | | | | | | | | | | | | |
| First Major | NA | 7 | 31 | 38 | NA | 6 | 31 | 37 | NA | 7 | 30 | 37 | NA | 7 | 30 | 37 | NA | 4 | 30 | 34 |
| Second Major | NA | 0 | 0 | 0 | NA | 0 | 0 | 0 | NA | 0 | 0 | 0 | NA | 0 | 0 | 0 | NA | 0 | 0 | 0 |
| Duplicated Total | NA | 7 | 31 | 38 | NA | 6 | 31 | 37 | NA | 7 | 30 | 37 | NA | 7 | 30 | 37 | NA | 4 | 30 | 34 |

¹ Program discontinued in 2011 and opened as Emergent Digital Practices.

² Program opened in 2011, combining the discontinued Electronic Media & Arts Design and Digital Media Studies into one program.

Arts and Humanities

Enrollment by Department and Major

Graduate Programs

| | Fall 2012 | | | | Fall 2013 | | | | Fall 2014 | | | | Fall 2015 | | | | Fall 2016 | | | |
|---------------------------------------|-----------|-----|-----|-------|-----------|-----|-----|-------|-----------|-----|-----|-------|-----------|-----|-----|-------|-----------|-----|-----|-------|
| | Cert | Ma | Doc | Total | Cert | Ma | Doc | Total | Cert | Ma | Doc | Total | Cert | Ma | Doc | Total | Cert | Ma | Doc | Total |
| Music | | | | | | | | | | | | | | | | | | | | |
| Music | | | | | | | | | | | | | | | | | | | | |
| First Major | 5 | 61 | NA | 66 | 8 | 57 | NA | 65 | 10 | 55 | NA | 65 | 24 | 60 | NA | 84 | 20 | 73 | NA | 93 |
| Second Major | 1 | 1 | NA | 2 | 1 | 1 | NA | 2 | 2 | 1 | NA | 3 | 2 | 1 | NA | 3 | 2 | 1 | NA | 3 |
| Duplicated Total | 6 | 62 | NA | 68 | 9 | 58 | NA | 67 | 12 | 56 | NA | 68 | 26 | 61 | NA | 87 | 22 | 74 | NA | 96 |
| Music - Artist Diploma Program | | | | | | | | | | | | | | | | | | | | |
| First Major | 9 | NA | NA | 9 | 8 | NA | NA | 8 | 6 | NA | NA | 6 | 5 | NA | NA | 5 | 4 | NA | NA | 4 |
| Second Major | 0 | NA | NA | 0 | 0 | NA | NA | 0 | 0 | NA | NA | 0 | 0 | NA | NA | 0 | 0 | NA | NA | 0 |
| Duplicated Total | 9 | NA | NA | 9 | 8 | NA | NA | 8 | 6 | NA | NA | 6 | 5 | NA | NA | 5 | 4 | NA | NA | 4 |
| Suzuki Pedagogy Certificate | | | | | | | | | | | | | | | | | | | | |
| First Major | 1 | NA | NA | 1 | 3 | NA | NA | 3 | 3 | NA | NA | 3 | 4 | NA | NA | 4 | 4 | NA | NA | 4 |
| Second Major | 0 | NA | NA | 0 | 1 | NA | NA | 1 | 1 | NA | NA | 1 | 0 | NA | NA | 0 | 0 | NA | NA | 0 |
| Duplicated Total | 1 | NA | NA | 1 | 4 | NA | NA | 4 | 4 | NA | NA | 4 | 4 | NA | NA | 4 | 4 | NA | NA | 4 |
| Total | | | | | | | | | | | | | | | | | | | | |
| First Major | 15 | 61 | NA | 76 | 19 | 57 | NA | 76 | 19 | 55 | NA | 74 | 33 | 60 | NA | 93 | 28 | 73 | NA | 101 |
| Second Major | 1 | 1 | NA | 2 | 2 | 1 | NA | 3 | 3 | 1 | NA | 4 | 2 | 1 | NA | 3 | 2 | 1 | NA | 3 |
| Duplicated Total | 16 | 62 | NA | 78 | 21 | 58 | NA | 79 | 22 | 56 | NA | 78 | 35 | 61 | NA | 96 | 30 | 74 | NA | 104 |
| Philosophy | | | | | | | | | | | | | | | | | | | | |
| Philosophy | | | | | | | | | | | | | | | | | | | | |
| First Major | NA | 0 | NA | 0 | NA | 0 | NA | 0 | NA | 0 | NA | 0 | NA | 0 | NA | 0 | NA | 0 | NA | 0 |
| Second Major | NA | 0 | NA | 0 | NA | 0 | NA | 0 | NA | 0 | NA | 0 | NA | 1 | NA | 1 | NA | 0 | NA | 0 |
| Duplicated Total | NA | 0 | NA | 0 | NA | 0 | NA | 0 | NA | 0 | NA | 0 | NA | 1 | NA | 1 | NA | 0 | NA | 0 |
| Religious Studies | | | | | | | | | | | | | | | | | | | | |
| Religious Studies | | | | | | | | | | | | | | | | | | | | |
| First Major | NA | 10 | NA | 10 | NA | 11 | NA | 11 | NA | 12 | NA | 12 | NA | 12 | NA | 12 | NA | 15 | NA | 15 |
| Second Major | NA | 0 | NA | 0 | NA | 0 | NA | 0 | NA | 0 | NA | 0 | NA | 0 | NA | 0 | NA | 0 | NA | 0 |
| Duplicated Total | NA | 10 | NA | 10 | NA | 11 | NA | 11 | NA | 12 | NA | 12 | NA | 12 | NA | 12 | NA | 15 | NA | 15 |
| Graduate Total | | | | | | | | | | | | | | | | | | | | |
| First Major | 15 | 115 | 31 | 161 | 19 | 108 | 31 | 158 | 19 | 112 | 30 | 161 | 33 | 113 | 30 | 176 | 28 | 119 | 30 | 177 |
| Second Major | 1 | 2 | 0 | 3 | 2 | 1 | 0 | 3 | 4 | 1 | 0 | 5 | 3 | 2 | 0 | 5 | 6 | 2 | 0 | 8 |
| Duplicated Total | 16 | 117 | 31 | 164 | 21 | 109 | 31 | 161 | 23 | 113 | 30 | 166 | 36 | 115 | 30 | 181 | 34 | 121 | 30 | 185 |

Arts and Humanities
Enrollment by Department
All Programs

| | Fall 2012 | | | | | Fall 2013 | | | | | Fall 2014 | | | | | Fall 2015 | | | | | Fall 2016 | | | | |
|------------------------------------|-----------|------|----|-----|-------|-----------|------|----|-----|-------|-----------|------|----|-----|-------|-----------|------|----|-----|-------|-----------|------|----|-----|-------|
| | Ba | Cert | Ma | Doc | Total | Ba | Cert | Ma | Doc | Total | Ba | Cert | Ma | Doc | Total | Ba | Cert | Ma | Doc | Total | Ba | Cert | Ma | Doc | Total |
| Art and Art History | | | | | | | | | | | | | | | | | | | | | | | | | |
| First Major | 108 | NA | 21 | NA | 129 | 93 | NA | 19 | NA | 112 | 69 | NA | 24 | NA | 93 | 79 | NA | 21 | NA | 100 | 73 | NA | 15 | NA | 88 |
| Second Major | 21 | NA | 0 | NA | 21 | 18 | NA | 0 | NA | 18 | 20 | NA | 0 | NA | 20 | 23 | NA | 0 | NA | 23 | 22 | NA | 1 | NA | 23 |
| Duplicated Total | 129 | NA | 21 | NA | 150 | 111 | NA | 19 | NA | 130 | 89 | NA | 24 | NA | 113 | 102 | NA | 21 | NA | 123 | 95 | NA | 16 | NA | 111 |
| Arts and Humanities General | | | | | | | | | | | | | | | | | | | | | | | | | |
| First Major | 50 | NA | NA | NA | 50 | 68 | NA | NA | NA | 68 | 78 | NA | 14 | NA | 92 | 60 | NA | 13 | NA | 73 | 71 | NA | 12 | NA | 83 |
| Second Major | 3 | NA | NA | NA | 3 | 8 | NA | NA | NA | 8 | 14 | NA | 0 | NA | 14 | 10 | NA | 0 | NA | 10 | 8 | NA | 0 | NA | 8 |
| Duplicated Total | 53 | NA | NA | NA | 53 | 76 | NA | NA | NA | 76 | 92 | NA | 14 | NA | 106 | 70 | NA | 13 | NA | 83 | 79 | NA | 12 | NA | 91 |
| Denver Publishing Institute | | | | | | | | | | | | | | | | | | | | | | | | | |
| First Major | 0 | NA | NA | NA | 0 | 0 | NA | NA | NA | 0 | 0 | NA | NA | NA | 0 | 0 | NA | NA | NA | 0 | 0 | NA | NA | NA | 0 |
| Second Major | 0 | NA | NA | NA | 0 | 0 | NA | NA | NA | 0 | 1 | NA | NA | NA | 1 | 1 | NA | NA | NA | 1 | 4 | NA | NA | NA | 4 |
| Duplicated Total | 0 | NA | NA | NA | 0 | 0 | NA | NA | NA | 0 | 1 | NA | NA | NA | 1 | 1 | NA | NA | NA | 1 | 4 | NA | NA | NA | 4 |
| English | | | | | | | | | | | | | | | | | | | | | | | | | |
| First Major | 130 | NA | 7 | 31 | 168 | 135 | NA | 6 | 31 | 172 | 115 | NA | 7 | 30 | 152 | 129 | NA | 7 | 30 | 166 | 107 | NA | 4 | 30 | 141 |
| Second Major | 36 | NA | 0 | 0 | 36 | 30 | NA | 0 | 0 | 30 | 20 | NA | 0 | 0 | 20 | 27 | NA | 0 | 0 | 27 | 30 | NA | 0 | 0 | 30 |
| Duplicated Total | 166 | NA | 7 | 31 | 204 | 165 | NA | 6 | 31 | 202 | 135 | NA | 7 | 30 | 172 | 156 | NA | 7 | 30 | 193 | 137 | NA | 4 | 30 | 171 |
| History | | | | | | | | | | | | | | | | | | | | | | | | | |
| First Major | 64 | NA | NA | NA | 64 | 73 | NA | NA | NA | 73 | 48 | NA | NA | NA | 48 | 40 | NA | NA | NA | 40 | 41 | NA | NA | NA | 41 |
| Second Major | 13 | NA | NA | NA | 13 | 19 | NA | NA | NA | 19 | 20 | NA | NA | NA | 20 | 22 | NA | NA | NA | 22 | 21 | NA | NA | NA | 21 |
| Duplicated Total | 77 | NA | NA | NA | 77 | 92 | NA | NA | NA | 92 | 68 | NA | NA | NA | 68 | 62 | NA | NA | NA | 62 | 62 | NA | NA | NA | 62 |
| Languages and Literatures | | | | | | | | | | | | | | | | | | | | | | | | | |
| First Major | 51 | NA | NA | NA | 51 | 51 | NA | NA | NA | 51 | 46 | NA | NA | NA | 46 | 42 | NA | NA | NA | 42 | 34 | NA | NA | NA | 34 |
| Second Major | 103 | NA | NA | NA | 103 | 95 | NA | NA | NA | 95 | 84 | NA | NA | NA | 84 | 110 | NA | NA | NA | 110 | 119 | NA | NA | NA | 119 |
| Duplicated Total | 154 | NA | NA | NA | 154 | 146 | NA | NA | NA | 146 | 130 | NA | NA | NA | 130 | 152 | NA | NA | NA | 152 | 153 | NA | NA | NA | 153 |
| Music | | | | | | | | | | | | | | | | | | | | | | | | | |
| First Major | 214 | 15 | 61 | NA | 290 | 179 | 19 | 57 | NA | 255 | 143 | 19 | 55 | NA | 217 | 133 | 33 | 60 | NA | 226 | 124 | 28 | 73 | NA | 225 |
| Second Major | 4 | 1 | 1 | NA | 6 | 9 | 2 | 1 | NA | 12 | 7 | 3 | 1 | NA | 11 | 7 | 2 | 1 | NA | 10 | 10 | 2 | 1 | NA | 13 |
| Duplicated Total | 218 | 16 | 62 | NA | 296 | 188 | 21 | 58 | NA | 267 | 150 | 22 | 56 | NA | 228 | 140 | 35 | 61 | NA | 236 | 134 | 30 | 74 | NA | 238 |
| Philosophy | | | | | | | | | | | | | | | | | | | | | | | | | |
| First Major | 15 | NA | 0 | NA | 15 | 17 | NA | 0 | NA | 17 | 18 | NA | 0 | NA | 18 | 16 | NA | 0 | NA | 16 | 14 | NA | 0 | NA | 14 |
| Second Major | 12 | NA | 0 | NA | 12 | 7 | NA | 0 | NA | 7 | 10 | NA | 0 | NA | 10 | 8 | NA | 1 | NA | 9 | 9 | NA | 0 | NA | 9 |
| Duplicated Total | 27 | NA | 0 | NA | 27 | 24 | NA | 0 | NA | 24 | 28 | NA | 0 | NA | 28 | 24 | NA | 1 | NA | 25 | 23 | NA | 0 | NA | 23 |

Arts and Humanities
 Enrollment by Department
 All Programs

| | Fall 2012 | | | | | Fall 2013 | | | | | Fall 2014 | | | | | Fall 2015 | | | | | Fall 2016 | | | | | | | | | |
|--------------------------|-----------|------|-----|-----|-------|-----------|------|----|-----|-------|-----------|------|-----|-----|-------|-----------|------|-----|-----|-------|-----------|------|-----|-----|-------|--|--|--|--|--|
| | Ba | Cert | Ma | Doc | Total | Ba | Cert | Ma | Doc | Total | Ba | Cert | Ma | Doc | Total | Ba | Cert | Ma | Doc | Total | Ba | Cert | Ma | Doc | Total | | | | | |
| Religious Studies | | | | | | | | | | | | | | | | | | | | | | | | | | | | | | |
| First Major | 4 | NA | 10 | NA | 14 | 7 | NA | 11 | NA | 18 | 4 | NA | 12 | NA | 16 | 10 | NA | 12 | NA | 22 | 10 | NA | 15 | NA | 25 | | | | | |
| Second Major | 6 | NA | 0 | NA | 6 | 11 | NA | 0 | NA | 11 | 9 | NA | 0 | NA | 9 | 7 | NA | 0 | NA | 7 | 7 | NA | 0 | NA | 7 | | | | | |
| Duplicated Total | 10 | NA | 10 | NA | 20 | 18 | NA | 11 | NA | 29 | 13 | NA | 12 | NA | 25 | 17 | NA | 12 | NA | 29 | 17 | NA | NA | NA | 32 | | | | | |
| Theatre | | | | | | | | | | | | | | | | | | | | | | | | | | | | | | |
| First Major | 33 | NA | NA | NA | 33 | 36 | NA | NA | NA | 36 | 32 | NA | NA | NA | 32 | 34 | NA | NA | NA | 34 | 37 | NA | NA | NA | 37 | | | | | |
| Second Major | 10 | NA | NA | NA | 10 | 11 | NA | NA | NA | 11 | 9 | NA | NA | NA | 9 | 15 | NA | NA | NA | 15 | 21 | NA | NA | NA | 21 | | | | | |
| Duplicated Total | 43 | NA | NA | NA | 43 | 47 | NA | NA | NA | 47 | 41 | NA | NA | NA | 41 | 49 | NA | NA | NA | 49 | 58 | NA | NA | NA | 58 | | | | | |
| Grand Total | | | | | | | | | | | | | | | | | | | | | | | | | | | | | | |
| First Major | 669 | 15 | 99 | 31 | 814 | 659 | 19 | 93 | 31 | 802 | 553 | 19 | 112 | 30 | 714 | 543 | 33 | 113 | 30 | 719 | 511 | 28 | 119 | 30 | 688 | | | | | |
| Second Major | 208 | 1 | 1 | 0 | 210 | 208 | 2 | 1 | 0 | 211 | 194 | 3 | 1 | 0 | 198 | 230 | 2 | 2 | 0 | 234 | 251 | 2 | 2 | 0 | 255 | | | | | |
| Duplicated Total | 877 | 16 | 100 | 31 | 1,024 | 867 | 21 | 94 | 31 | 1,013 | 747 | 22 | 113 | 30 | 912 | 773 | 35 | 115 | 30 | 953 | 762 | 30 | 121 | 30 | 943 | | | | | |

Social Sciences

Enrollment by Department and Major
Undergraduate Programs

| | Fall 2012 | | | | | Fall 2013 | | | | | Fall 2014 | | | | | Fall 2015 | | | | | Fall 2016 | | | | |
|---|-----------|----|----|----|-------|-----------|----|----|----|-------|-----------|----|----|----|-------|-----------|----|----|----|-------|-----------|----|----|----|-------|
| | FY | So | Jr | Sr | Total | FY | So | Jr | Sr | Total | FY | So | Jr | Sr | Total | FY | So | Jr | Sr | Total | FY | So | Jr | Sr | Total |
| Anthropology | | | | | | | | | | | | | | | | | | | | | | | | | |
| Anthropology | | | | | | | | | | | | | | | | | | | | | | | | | |
| First Major | 2 | 11 | 10 | 12 | 35 | 5 | 7 | 10 | 12 | 34 | 7 | 10 | 5 | 14 | 36 | 6 | 8 | 11 | 5 | 30 | 6 | 5 | 5 | 12 | 28 |
| Second Major | 3 | 5 | 6 | 2 | 16 | 3 | 3 | 7 | 4 | 17 | 1 | 1 | 1 | 7 | 10 | 1 | 0 | 1 | 3 | 5 | 0 | 2 | 0 | 1 | 3 |
| Duplicated Total | 5 | 16 | 16 | 14 | 51 | 8 | 10 | 17 | 16 | 51 | 8 | 11 | 6 | 21 | 46 | 7 | 8 | 12 | 8 | 35 | 6 | 7 | 5 | 13 | 31 |
| Communication Studies | | | | | | | | | | | | | | | | | | | | | | | | | |
| Communication ¹ | | | | | | | | | | | | | | | | | | | | | | | | | |
| First Major | 2 | 6 | 3 | 5 | 16 | 0 | 1 | 3 | 2 | 6 | 1 | 1 | 0 | 1 | 3 | 0 | 0 | 1 | 0 | 1 | NA | NA | NA | NA | 0 |
| Second Major | 0 | 0 | 0 | 2 | 2 | 0 | 0 | 2 | 0 | 2 | 0 | 0 | 0 | 0 | 0 | 0 | 0 | 0 | 0 | 0 | NA | NA | NA | NA | 0 |
| Duplicated Total | 2 | 6 | 3 | 7 | 18 | 0 | 1 | 5 | 2 | 8 | 1 | 1 | 0 | 1 | 3 | 0 | 0 | 1 | 0 | 1 | 0 | 0 | 0 | 0 | 0 |
| Communication Studies | | | | | | | | | | | | | | | | | | | | | | | | | |
| First Major | 15 | 19 | 36 | 28 | 98 | 26 | 28 | 25 | 41 | 120 | 23 | 23 | 25 | 29 | 100 | 22 | 34 | 27 | 23 | 106 | 34 | 25 | 27 | 28 | 114 |
| Second Major | 0 | 3 | 4 | 6 | 13 | 6 | 5 | 9 | 9 | 29 | 2 | 9 | 8 | 9 | 28 | 2 | 6 | 9 | 10 | 27 | 1 | 7 | 5 | 13 | 26 |
| Duplicated Total | 15 | 22 | 40 | 34 | 111 | 32 | 33 | 34 | 50 | 149 | 25 | 32 | 33 | 38 | 128 | 24 | 40 | 36 | 33 | 133 | 35 | 32 | 32 | 41 | 140 |
| Total | | | | | | | | | | | | | | | | | | | | | | | | | |
| First Major | 17 | 25 | 39 | 33 | 114 | 26 | 29 | 28 | 43 | 126 | 24 | 24 | 25 | 30 | 103 | 22 | 34 | 28 | 23 | 107 | 34 | 25 | 27 | 28 | 114 |
| Second Major | 0 | 3 | 4 | 8 | 15 | 6 | 5 | 11 | 9 | 31 | 2 | 9 | 8 | 9 | 28 | 2 | 6 | 9 | 10 | 27 | 1 | 7 | 5 | 13 | 26 |
| Duplicated Total | 17 | 28 | 43 | 41 | 129 | 32 | 34 | 39 | 52 | 157 | 26 | 33 | 33 | 39 | 131 | 24 | 40 | 37 | 33 | 134 | 35 | 32 | 32 | 41 | 140 |
| Digital Media Studies | | | | | | | | | | | | | | | | | | | | | | | | | |
| Digital Media Studies ^{2 3} | | | | | | | | | | | | | | | | | | | | | | | | | |
| First Major | 1 | 2 | 9 | 7 | 19 | 0 | 0 | 2 | 7 | 9 | 0 | 0 | 0 | 2 | 2 | 0 | 0 | 0 | 0 | 0 | NA | NA | NA | NA | NA |
| Second Major | 0 | 1 | 3 | 5 | 9 | 0 | 0 | 1 | 1 | 2 | 0 | 0 | 0 | 0 | 0 | 0 | 0 | 0 | 0 | 0 | NA | NA | NA | NA | NA |
| Duplicated Total | 1 | 3 | 12 | 12 | 28 | 0 | 0 | 3 | 8 | 11 | 0 | 0 | 0 | 2 | 2 | 0 | 0 | 0 | 0 | 0 | NA | NA | NA | NA | NA |
| Economics | | | | | | | | | | | | | | | | | | | | | | | | | |
| Economics | | | | | | | | | | | | | | | | | | | | | | | | | |
| First Major | 25 | 25 | 20 | 12 | 82 | 31 | 28 | 30 | 15 | 104 | 30 | 24 | 35 | 24 | 113 | 28 | 34 | 32 | 30 | 124 | 19 | 31 | 37 | 28 | 115 |
| Second Major | 2 | 2 | 9 | 10 | 23 | 7 | 1 | 7 | 10 | 25 | 3 | 3 | 4 | 8 | 18 | 3 | 7 | 7 | 13 | 30 | 2 | 5 | 9 | 10 | 26 |
| Duplicated Total | 27 | 27 | 29 | 22 | 105 | 38 | 29 | 37 | 25 | 129 | 33 | 27 | 39 | 32 | 131 | 31 | 41 | 39 | 43 | 154 | 21 | 36 | 46 | 38 | 141 |
| Gender and Women's Studies | | | | | | | | | | | | | | | | | | | | | | | | | |
| Gender and Women's Studies ⁴ | | | | | | | | | | | | | | | | | | | | | | | | | |
| First Major | 0 | 2 | 1 | 2 | 5 | 3 | 2 | 1 | 4 | 10 | 2 | 4 | 6 | 1 | 13 | 1 | 1 | 3 | 7 | 12 | 1 | 1 | 3 | 4 | 9 |
| Second Major | 0 | 3 | 1 | 4 | 8 | 2 | 1 | 5 | 4 | 12 | 2 | 2 | 3 | 6 | 13 | 3 | 2 | 2 | 4 | 11 | 3 | 5 | 4 | 3 | 15 |
| Duplicated Total | 0 | 5 | 2 | 6 | 13 | 5 | 3 | 6 | 8 | 22 | 4 | 6 | 9 | 7 | 26 | 4 | 3 | 5 | 11 | 23 | 4 | 6 | 7 | 7 | 24 |

¹ Program discontinued in 2010.

² Interdisciplinary program between Social Sciences, Arts and Humanities, and Ritchie School of Engineering & Computer Science.

³ Program discontinued in 2011.

⁴ Interdisciplinary program between Social Sciences and Arts and Humanities.

Social Sciences

Enrollment by Department and Major

Undergraduate Programs

| | Fall 2012 | | | | | Fall 2013 | | | | | Fall 2014 | | | | | Fall 2015 | | | | | Fall 2016 | | | | |
|------------------------------------|-----------|----|----|-----|-------|-----------|----|-----|-----|-------|-----------|-----|-----|-----|-------|-----------|-----|-----|-----|-------|-----------|-----|-----|-----|-------|
| | FY | So | Jr | Sr | Total | FY | So | Jr | Sr | Total | FY | So | Jr | Sr | Total | FY | So | Jr | Sr | Total | FY | So | Jr | Sr | Total |
| Media, Film and Journalism | | | | | | | | | | | | | | | | | | | | | | | | | |
| Film Studies and Production | | | | | | | | | | | | | | | | | | | | | | | | | |
| First Major | 7 | 9 | 9 | 4 | 29 | 10 | 13 | 11 | 9 | 43 | 15 | 8 | 13 | 9 | 45 | 11 | 16 | 8 | 8 | 43 | 14 | 6 | 17 | 8 | 45 |
| Second Major | 0 | 1 | 4 | 4 | 9 | 2 | 0 | 0 | 6 | 8 | 1 | 2 | 0 | 0 | 3 | 1 | 3 | 3 | 1 | 8 | 0 | 2 | 4 | 3 | 9 |
| Duplicated Total | 7 | 10 | 13 | 8 | 38 | 12 | 13 | 11 | 15 | 51 | 16 | 10 | 13 | 9 | 48 | 12 | 19 | 11 | 9 | 51 | 14 | 8 | 21 | 11 | 54 |
| Journalism Studies | | | | | | | | | | | | | | | | | | | | | | | | | |
| First Major | 16 | 21 | 15 | 17 | 69 | 20 | 16 | 15 | 17 | 68 | 15 | 20 | 18 | 19 | 72 | 20 | 20 | 16 | 12 | 68 | 15 | 23 | 16 | 10 | 64 |
| Second Major | 0 | 1 | 1 | 2 | 4 | 0 | 0 | 1 | 2 | 3 | 0 | 3 | 4 | 3 | 10 | 2 | 3 | 5 | 5 | 15 | 3 | 6 | 2 | 5 | 16 |
| Duplicated Total | 16 | 22 | 16 | 19 | 73 | 20 | 16 | 16 | 19 | 71 | 15 | 23 | 22 | 22 | 82 | 22 | 23 | 21 | 17 | 83 | 18 | 29 | 18 | 15 | 80 |
| Media Studies | | | | | | | | | | | | | | | | | | | | | | | | | |
| First Major | 2 | 4 | 3 | 9 | 18 | 3 | 5 | 3 | 6 | 17 | 8 | 6 | 5 | 4 | 23 | 3 | 12 | 9 | 8 | 32 | 10 | 4 | 11 | 10 | 35 |
| Second Major | 0 | 4 | 0 | 0 | 4 | 1 | 1 | 5 | 3 | 10 | 0 | 0 | 3 | 3 | 6 | 0 | 1 | 2 | 1 | 4 | 0 | 3 | 1 | 1 | 5 |
| Duplicated Total | 2 | 8 | 3 | 9 | 22 | 4 | 6 | 8 | 9 | 27 | 8 | 6 | 8 | 7 | 29 | 3 | 13 | 11 | 9 | 36 | 10 | 7 | 12 | 11 | 40 |
| Strategic Communication | | | | | | | | | | | | | | | | | | | | | | | | | |
| First Major | 8 | 23 | 15 | 12 | 58 | 1 | 18 | 21 | 16 | 56 | 6 | 15 | 26 | 24 | 71 | 8 | 17 | 21 | 23 | 69 | 4 | 13 | 15 | 26 | 58 |
| Second Major | 0 | 3 | 6 | 1 | 10 | 1 | 0 | 4 | 5 | 10 | 2 | 2 | 4 | 3 | 11 | 1 | 3 | 4 | 3 | 11 | 2 | 6 | 3 | 5 | 16 |
| Duplicated Total | 8 | 26 | 21 | 13 | 68 | 2 | 18 | 25 | 21 | 66 | 8 | 17 | 30 | 27 | 82 | 9 | 20 | 25 | 26 | 80 | 6 | 19 | 18 | 31 | 74 |
| Total | | | | | | | | | | | | | | | | | | | | | | | | | |
| First Major | 33 | 57 | 42 | 42 | 174 | 34 | 52 | 50 | 48 | 184 | 44 | 49 | 62 | 56 | 211 | 42 | 65 | 54 | 51 | 212 | 43 | 46 | 59 | 54 | 202 |
| Second Major | 0 | 9 | 11 | 7 | 27 | 4 | 1 | 10 | 16 | 31 | 3 | 7 | 11 | 9 | 30 | 4 | 10 | 14 | 10 | 38 | 5 | 17 | 10 | 14 | 46 |
| Duplicated Total | 33 | 66 | 53 | 49 | 201 | 38 | 53 | 60 | 64 | 215 | 47 | 56 | 73 | 65 | 241 | 46 | 75 | 68 | 61 | 250 | 48 | 63 | 69 | 68 | 248 |
| Political Science | | | | | | | | | | | | | | | | | | | | | | | | | |
| Political Science | | | | | | | | | | | | | | | | | | | | | | | | | |
| First Major | 24 | 26 | 33 | 43 | 126 | 46 | 29 | 25 | 30 | 130 | 39 | 33 | 28 | 27 | 127 | 43 | 37 | 38 | 32 | 150 | 39 | 29 | 39 | 35 | 142 |
| Second Major | 1 | 3 | 3 | 8 | 15 | 2 | 4 | 4 | 12 | 22 | 1 | 6 | 7 | 9 | 23 | 0 | 7 | 4 | 11 | 22 | 4 | 8 | 10 | 7 | 29 |
| Duplicated Total | 25 | 29 | 36 | 51 | 141 | 48 | 33 | 29 | 42 | 152 | 40 | 39 | 35 | 36 | 150 | 43 | 44 | 42 | 43 | 172 | 43 | 37 | 49 | 42 | 171 |
| Psychology | | | | | | | | | | | | | | | | | | | | | | | | | |
| Psychology | | | | | | | | | | | | | | | | | | | | | | | | | |
| First Major | 67 | 83 | 76 | 72 | 298 | 96 | 79 | 85 | 80 | 340 | 99 | 89 | 86 | 90 | 364 | 98 | 95 | 105 | 88 | 386 | 88 | 93 | 109 | 108 | 398 |
| Second Major | 6 | 9 | 15 | 41 | 71 | 11 | 15 | 17 | 32 | 75 | 15 | 21 | 23 | 32 | 91 | 14 | 24 | 27 | 34 | 99 | 5 | 24 | 32 | 39 | 100 |
| Duplicated Total | 73 | 92 | 91 | 113 | 369 | 107 | 94 | 102 | 112 | 415 | 114 | 110 | 109 | 122 | 455 | 112 | 119 | 132 | 122 | 485 | 93 | 117 | 141 | 147 | 498 |

Social Sciences

Enrollment by Department and Major

Undergraduate Programs

| | Fall 2012 | | | | | Fall 2013 | | | | | Fall 2014 | | | | | Fall 2015 | | | | | Fall 2016 | | | | |
|----------------------------------|-----------|----|----|----|-------|-----------|----|----|----|-------|-----------|----|----|----|-------|-----------|----|----|----|-------|-----------|----|----|----|-------|
| | FY | So | Jr | Sr | Total | FY | So | Jr | Sr | Total | FY | So | Jr | Sr | Total | FY | So | Jr | Sr | Total | FY | So | Jr | Sr | Total |
| Public Policy | | | | | | | | | | | | | | | | | | | | | | | | | |
| Public Policy ⁵ | | | | | | | | | | | | | | | | | | | | | | | | | |
| First Major | 1 | 4 | 5 | 4 | 14 | 3 | 2 | 2 | 4 | 11 | 3 | 2 | 3 | 3 | 11 | 4 | 4 | 3 | 5 | 16 | NA | NA | NA | NA | NA |
| Second Major | 1 | 2 | 6 | 1 | 10 | 3 | 5 | 5 | 6 | 19 | 2 | 6 | 6 | 3 | 17 | 0 | 6 | 9 | 7 | 22 | NA | NA | NA | NA | NA |
| Duplicated Total | 2 | 6 | 11 | 5 | 24 | 6 | 7 | 7 | 10 | 30 | 5 | 8 | 9 | 6 | 28 | 4 | 10 | 12 | 12 | 38 | NA | NA | NA | NA | NA |
| Social Sciences General | | | | | | | | | | | | | | | | | | | | | | | | | |
| Asian Studies ⁶ | | | | | | | | | | | | | | | | | | | | | | | | | |
| First Major | 1 | 1 | 1 | 3 | 6 | 0 | 2 | 0 | 0 | 2 | 2 | 0 | 3 | 1 | 6 | 0 | 2 | 0 | 2 | 4 | 3 | 0 | 2 | 0 | 5 |
| Second Major | 0 | 1 | 0 | 1 | 2 | 0 | 0 | 2 | 0 | 2 | 0 | 0 | 0 | 2 | 2 | 0 | 0 | 0 | 0 | 0 | 0 | 0 | 0 | 0 | 0 |
| Duplicated Total | 1 | 2 | 1 | 4 | 8 | 0 | 2 | 2 | 0 | 4 | 2 | 0 | 3 | 3 | 8 | 0 | 2 | 0 | 2 | 4 | 3 | 0 | 2 | 0 | 5 |
| Social Science Area ⁷ | | | | | | | | | | | | | | | | | | | | | | | | | |
| First Major | 1 | 0 | 0 | 0 | 1 | 0 | 1 | 0 | 0 | 1 | 0 | 0 | 0 | 0 | 0 | 0 | 0 | 0 | 0 | 0 | 0 | 0 | 0 | 0 | 0 |
| Second Major | 0 | 0 | 0 | 0 | 0 | 0 | 0 | 0 | 0 | 0 | 0 | 0 | 0 | 0 | 0 | 0 | 0 | 0 | 0 | 0 | 0 | 0 | 0 | 0 | 0 |
| Duplicated Total | 1 | 0 | 0 | 0 | 1 | 0 | 1 | 0 | 0 | 1 | 0 | 0 | 0 | 0 | 0 | 0 | 0 | 0 | 0 | 0 | 0 | 0 | 0 | 0 | 0 |
| Socio-legal Studies ⁸ | | | | | | | | | | | | | | | | | | | | | | | | | |
| First Major | 9 | 4 | 4 | 3 | 20 | 3 | 7 | 4 | 5 | 19 | 4 | 4 | 6 | 5 | 19 | 3 | 6 | 3 | 6 | 18 | 9 | 6 | 4 | 3 | 22 |
| Second Major | 1 | 4 | 9 | 3 | 17 | 1 | 8 | 4 | 9 | 22 | 1 | 1 | 8 | 11 | 21 | 3 | 2 | 1 | 9 | 15 | 1 | 10 | 4 | 4 | 19 |
| Duplicated Total | 10 | 8 | 13 | 6 | 37 | 4 | 15 | 8 | 14 | 41 | 5 | 5 | 14 | 16 | 40 | 6 | 8 | 4 | 15 | 33 | 10 | 16 | 8 | 7 | 41 |
| Undeclared - Social Sciences | | | | | | | | | | | | | | | | | | | | | | | | | |
| First Major | 14 | 3 | 0 | 0 | 17 | 6 | 2 | 1 | 0 | 9 | 9 | 3 | 1 | 0 | 13 | 7 | 2 | 0 | 0 | 9 | 10 | 2 | 0 | 0 | 12 |
| Second Major | 0 | 0 | 0 | 0 | 0 | 1 | 0 | 0 | 0 | 1 | 1 | 0 | 0 | 0 | 1 | 0 | 0 | 0 | 0 | 0 | 0 | 0 | 0 | 0 | 0 |
| Duplicated Total | 14 | 3 | 0 | 0 | 17 | 7 | 2 | 1 | 0 | 10 | 10 | 3 | 1 | 0 | 14 | 7 | 2 | 0 | 0 | 9 | 10 | 2 | 0 | 0 | 12 |
| Total | | | | | | | | | | | | | | | | | | | | | | | | | |
| First Major | 25 | 8 | 5 | 6 | 44 | 9 | 12 | 5 | 5 | 31 | 15 | 7 | 10 | 6 | 38 | 10 | 10 | 3 | 8 | 31 | 22 | 8 | 6 | 3 | 39 |
| Second Major | 1 | 5 | 9 | 4 | 19 | 2 | 8 | 6 | 9 | 25 | 2 | 1 | 8 | 13 | 24 | 3 | 2 | 1 | 9 | 15 | 1 | 10 | 4 | 4 | 19 |
| Duplicated Total | 26 | 13 | 14 | 10 | 63 | 11 | 20 | 11 | 14 | 56 | 17 | 8 | 18 | 19 | 62 | 13 | 12 | 4 | 17 | 46 | 23 | 18 | 10 | 7 | 58 |

⁵ Program moved from Social Sciences to Josef Korbel School of International Studies in 2016.

⁶ Interdisciplinary program between Social Sciences and Arts and Humanities.

⁷ Program discontinued in 2012.

⁸ Interdisciplinary program within Social Sciences.

Social Sciences

Enrollment by Department and Major

Undergraduate Programs

| | Fall 2012 | | | | | Fall 2013 | | | | | Fall 2014 | | | | | Fall 2015 | | | | | Fall 2016 | | | | |
|----------------------------------|-----------|-----|-----|-----|-------|-----------|-----|-----|-----|-------|-----------|-----|-----|-----|-------|-----------|-----|-----|-----|-------|-----------|-----|-----|-----|-------|
| | FY | So | Jr | Sr | Total | FY | So | Jr | Sr | Total | FY | So | Jr | Sr | Total | FY | So | Jr | Sr | Total | FY | So | Jr | Sr | Total |
| Sociology and Criminology | | | | | | | | | | | | | | | | | | | | | | | | | |
| Criminology | | | | | | | | | | | | | | | | | | | | | | | | | |
| First Major | 13 | 11 | 16 | 18 | 58 | 14 | 16 | 9 | 18 | 57 | 18 | 13 | 14 | 12 | 57 | 27 | 25 | 16 | 10 | 78 | 20 | 27 | 17 | 20 | 84 |
| Second Major | 0 | 7 | 9 | 4 | 20 | 0 | 6 | 10 | 10 | 26 | 1 | 5 | 12 | 8 | 26 | 1 | 3 | 6 | 14 | 24 | 2 | 4 | 5 | 6 | 17 |
| Duplicated Total | 13 | 18 | 25 | 22 | 78 | 14 | 22 | 19 | 28 | 83 | 19 | 18 | 26 | 20 | 83 | 28 | 28 | 22 | 24 | 102 | 22 | 31 | 22 | 26 | 101 |
| Sociology | | | | | | | | | | | | | | | | | | | | | | | | | |
| First Major | 2 | 11 | 23 | 19 | 55 | 5 | 10 | 18 | 25 | 58 | 6 | 7 | 12 | 15 | 40 | 7 | 4 | 15 | 11 | 37 | 6 | 9 | 10 | 12 | 37 |
| Second Major | 2 | 4 | 3 | 9 | 18 | 2 | 3 | 4 | 7 | 16 | 0 | 3 | 6 | 5 | 14 | 1 | 4 | 12 | 13 | 30 | 0 | 3 | 9 | 16 | 28 |
| Duplicated Total | 4 | 15 | 26 | 28 | 73 | 7 | 13 | 22 | 32 | 74 | 6 | 10 | 18 | 20 | 54 | 8 | 8 | 27 | 24 | 67 | 6 | 12 | 19 | 28 | 65 |
| Total | | | | | | | | | | | | | | | | | | | | | | | | | |
| First Major | 15 | 22 | 39 | 37 | 113 | 19 | 26 | 27 | 43 | 115 | 24 | 20 | 26 | 27 | 97 | 34 | 29 | 31 | 21 | 115 | 26 | 36 | 27 | 32 | 121 |
| Second Major | 2 | 11 | 12 | 13 | 38 | 2 | 9 | 14 | 17 | 42 | 1 | 8 | 18 | 13 | 40 | 2 | 7 | 18 | 27 | 54 | 2 | 7 | 14 | 22 | 45 |
| Duplicated Total | 17 | 33 | 51 | 50 | 151 | 21 | 35 | 41 | 60 | 157 | 25 | 28 | 44 | 40 | 137 | 36 | 36 | 49 | 48 | 169 | 28 | 43 | 41 | 54 | 166 |
| Undergraduate Total | | | | | | | | | | | | | | | | | | | | | | | | | |
| First Major | 210 | 265 | 279 | 270 | 1,024 | 272 | 266 | 265 | 291 | 1,094 | 287 | 262 | 286 | 280 | 1,115 | 288 | 317 | 308 | 270 | 1,183 | 278 | 274 | 312 | 304 | 1,168 |
| Second Major | 16 | 53 | 79 | 103 | 251 | 42 | 52 | 87 | 120 | 301 | 32 | 64 | 89 | 109 | 294 | 32 | 71 | 92 | 128 | 323 | 23 | 85 | 88 | 113 | 309 |
| Duplicated Total | 226 | 318 | 358 | 373 | 1,275 | 314 | 318 | 352 | 411 | 1,395 | 319 | 326 | 375 | 389 | 1,409 | 320 | 388 | 400 | 398 | 1,506 | 301 | 359 | 400 | 417 | 1,477 |

Social Sciences

Enrollment by Department and Major

Graduate Programs

| | Fall 2012 | | | Fall 2013 | | | Fall 2014 | | | Fall 2015 | | | Fall 2016 | | |
|--------------------------------------|-----------|-----|-------|-----------|-----|-------|-----------|-----|-------|-----------|-----|-------|-----------|-----|-------|
| | Ma | Doc | Total | Ma | Doc | Total | Ma | Doc | Total | Ma | Doc | Total | Ma | Doc | Total |
| Anthropology | | | | | | | | | | | | | | | |
| Anthropology | | | | | | | | | | | | | | | |
| First Major | 21 | NA | 21 | 22 | NA | 22 | 21 | NA | 21 | 19 | NA | 19 | 20 | NA | 20 |
| Second Major | 1 | NA | 1 | 1 | NA | 1 | 0 | NA | 0 | 0 | NA | 0 | 0 | NA | 0 |
| Duplicated Total | 22 | NA | 22 | 23 | NA | 23 | 21 | NA | 21 | 19 | NA | 19 | 20 | NA | 20 |
| Communication Studies | | | | | | | | | | | | | | | |
| Communication Studies | | | | | | | | | | | | | | | |
| First Major | 2 | 29 | 31 | 5 | 25 | 30 | 5 | 27 | 32 | 9 | 22 | 31 | 9 | 21 | 30 |
| Second Major | 1 | 0 | 1 | 1 | 0 | 1 | 1 | 0 | 1 | 2 | 0 | 2 | 0 | 1 | 1 |
| Duplicated Total | 3 | 29 | 32 | 6 | 25 | 31 | 6 | 27 | 33 | 11 | 22 | 33 | 9 | 22 | 31 |
| Digital Media Studies | | | | | | | | | | | | | | | |
| Digital Media Studies ^{1 2} | | | | | | | | | | | | | | | |
| First Major | 1 | NA | 1 | NA | NA | NA | NA | NA | NA | NA | NA | NA | NA | NA | NA |
| Second Major | 0 | NA | 0 | NA | NA | NA | NA | NA | NA | NA | NA | NA | NA | NA | NA |
| Duplicated Total | 1 | NA | 1 | NA | NA | NA | NA | NA | NA | NA | NA | NA | NA | NA | NA |
| Economics | | | | | | | | | | | | | | | |
| Economics | | | | | | | | | | | | | | | |
| First Major | 19 | NA | 19 | 18 | NA | 18 | 17 | NA | 17 | 13 | NA | 13 | 14 | NA | 14 |
| Second Major | 3 | NA | 3 | 3 | NA | 3 | 0 | NA | 0 | 1 | NA | 1 | 1 | NA | 1 |
| Duplicated Total | 22 | NA | 22 | 21 | NA | 21 | 17 | NA | 17 | 14 | NA | 14 | 15 | NA | 15 |

¹ Interdisciplinary program between Social Sciences, Arts and Humanities, and Ritchie School of Engineering & Computer Science.

² Program discontinued in 2011.

Social Sciences

Enrollment by Department and Major Graduate Programs

| | Fall 2012 | | | Fall 2013 | | | Fall 2014 | | | Fall 2015 | | | Fall 2016 | | |
|---|-----------|-----|-------|-----------|-----|-------|-----------|-----|-------|-----------|-----|-------|-----------|-----|-------|
| | Ma | Doc | Total | Ma | Doc | Total | Ma | Doc | Total | Ma | Doc | Total | Ma | Doc | Total |
| Media, Film and Journalism | | | | | | | | | | | | | | | |
| Intl. and Intercultural Communication ³ | | | | | | | | | | | | | | | |
| First Major | 31 | NA | 31 | 30 | NA | 30 | 28 | NA | 28 | 18 | NA | 18 | 16 | NA | 16 |
| Second Major | 0 | NA | 0 | 0 | NA | 0 | 0 | NA | 0 | 0 | NA | 0 | 1 | NA | 1 |
| Duplicated Total | 31 | NA | 31 | 30 | NA | 30 | 28 | NA | 28 | 18 | NA | 18 | 17 | NA | 17 |
| Mass Communications ⁴ | | | | | | | | | | | | | | | |
| First Major | 1 | NA | 1 | NA | NA | NA | NA | NA | NA | NA | NA | NA | NA | NA | NA |
| Second Major | 0 | NA | 0 | NA | NA | NA | NA | NA | NA | NA | NA | NA | NA | NA | NA |
| Duplicated Total | 1 | NA | 1 | NA | NA | NA | NA | NA | NA | NA | NA | NA | NA | NA | NA |
| Media and Public Communication | | | | | | | | | | | | | | | |
| First Major | NA | NA | NA | NA | NA | NA | NA | NA | NA | 0 | NA | 0 | 5 | NA | 5 |
| Second Major | NA | NA | NA | NA | NA | NA | NA | NA | NA | 0 | NA | 0 | 0 | NA | 0 |
| Duplicated Total | NA | NA | NA | NA | NA | NA | NA | NA | NA | 0 | NA | 0 | 5 | NA | 5 |
| Media, Film, and Journalism Studies ⁵ | | | | | | | | | | | | | | | |
| First Major | 14 | NA | 14 | 12 | NA | 12 | 12 | NA | 12 | 10 | NA | 10 | 3 | NA | 3 |
| Second Major | 0 | NA | 0 | 0 | NA | 0 | 0 | NA | 0 | 0 | NA | 0 | 0 | NA | 0 |
| Duplicated Total | 14 | NA | 14 | 12 | NA | 12 | 12 | NA | 12 | 10 | NA | 10 | 3 | NA | 3 |
| Public Relations ⁶ | | | | | | | | | | | | | | | |
| First Major | 1 | NA | 1 | 0 | NA | 0 | 0 | NA | 0 | 0 | NA | 0 | 0 | NA | 0 |
| Second Major | 0 | NA | 0 | 0 | NA | 0 | 0 | NA | 0 | 0 | NA | 0 | 0 | NA | 0 |
| Duplicated Total | 1 | NA | 1 | 0 | NA | 0 | 0 | NA | 0 | 0 | NA | 0 | 0 | NA | 0 |
| Strategic Communication ⁷ | | | | | | | | | | | | | | | |
| First Major | 9 | NA | 9 | 8 | NA | 8 | 9 | NA | 9 | 7 | NA | 7 | 2 | NA | 2 |
| Second Major | 1 | NA | 1 | 1 | NA | 1 | 0 | NA | 0 | 0 | NA | 0 | 0 | NA | 0 |
| Duplicated Total | 10 | NA | 10 | 9 | NA | 9 | 9 | NA | 9 | 7 | NA | 7 | 2 | NA | 2 |
| Total | | | | | | | | | | | | | | | |
| First Major | 56 | NA | 56 | 50 | NA | 50 | 49 | NA | 49 | 35 | NA | 35 | 26 | NA | 26 |
| Second Major | 1 | NA | 1 | 1 | NA | 1 | 0 | NA | 0 | 0 | NA | 0 | 1 | NA | 1 |
| Duplicated Total | 57 | NA | 57 | 51 | NA | 51 | 49 | NA | 49 | 35 | NA | 35 | 27 | NA | 27 |
| Psychology | | | | | | | | | | | | | | | |
| Psychology | | | | | | | | | | | | | | | |
| First Major | 0 | 30 | 30 | 0 | 28 | 28 | 0 | 26 | 26 | 1 | 27 | 28 | 0 | 24 | 24 |
| Second Major | 18 | 0 | 18 | 19 | 0 | 19 | 12 | 0 | 12 | 17 | 0 | 17 | 15 | 0 | 15 |
| Duplicated Total | 18 | 30 | 48 | 19 | 28 | 47 | 12 | 26 | 38 | 18 | 27 | 45 | 15 | 24 | 39 |

³ Interdisciplinary program between Social Sciences and Josef Korbel School of International Studies.

⁴ Program discontinued in 2010.

⁵ Program discontinued in 2015.

⁶ Program discontinued in 2010.

⁷ Program discontinued in 2015.

Social Sciences

Enrollment by Department and Major

Graduate Programs

| | Fall 2012 | | | Fall 2013 | | | Fall 2014 | | | Fall 2015 | | | Fall 2016 | | |
|----------------------------|-----------|-----|-------|-----------|-----|-------|-----------|-----|-------|-----------|-----|-------|-----------|-----|-------|
| | Ma | Doc | Total | Ma | Doc | Total | Ma | Doc | Total | Ma | Doc | Total | Ma | Doc | Total |
| Public Policy | | | | | | | | | | | | | | | |
| Public Policy ⁸ | | | | | | | | | | | | | | | |
| First Major | 19 | NA | 19 | 27 | NA | 27 | 22 | NA | 22 | 25 | NA | 25 | NA | NA | NA |
| Second Major | 10 | NA | 10 | 8 | NA | 8 | 5 | NA | 5 | 7 | NA | 7 | NA | NA | NA |
| Duplicated Total | 29 | NA | 29 | 35 | NA | 35 | 27 | NA | 27 | 32 | NA | 32 | NA | NA | NA |
| Graduate Total | | | | | | | | | | | | | | | |
| First Major | 118 | 59 | 177 | 122 | 53 | 175 | 114 | 53 | 167 | 102 | 49 | 151 | 69 | 45 | 109 |
| Second Major | 34 | 0 | 34 | 33 | 0 | 33 | 18 | 0 | 18 | 27 | 0 | 27 | 17 | 1 | 18 |
| Duplicated Total | 152 | 59 | 211 | 155 | 53 | 208 | 132 | 53 | 185 | 129 | 49 | 178 | 86 | 46 | 127 |

⁸ Program moved from Social Sciences to Josef Korbel School of International Studies in 2016.

Social Sciences
Enrollment by Department
All Progrms

| | Fall 2012 | | | | Fall 2013 | | | | Fall 2014 | | | | Fall 2015 | | | | Fall 2016 | | | |
|------------------------------------|-----------|----|-----|-------|-----------|----|-----|-------|-----------|----|-----|-------|-----------|----|-----|-------|-----------|----|-----|-------|
| | Ba | Ma | Doc | Total | Ba | Ma | Doc | Total | Ba | Ma | Doc | Total | Ba | Ma | Doc | Total | Ba | Ma | Doc | Total |
| Anthropology | | | | | | | | | | | | | | | | | | | | |
| First Major | 35 | 21 | NA | 56 | 34 | 22 | NA | 56 | 36 | 21 | NA | 57 | 30 | 19 | NA | 49 | 28 | 20 | NA | 48 |
| Second Major | 16 | 1 | NA | 17 | 17 | 1 | NA | 18 | 10 | 0 | NA | 10 | 5 | 0 | NA | 5 | 3 | 0 | NA | 3 |
| Duplicated Total | 51 | 22 | NA | 73 | 51 | 23 | NA | 74 | 46 | 21 | NA | 67 | 35 | 19 | NA | 54 | 31 | 20 | NA | 51 |
| Communications Studies | | | | | | | | | | | | | | | | | | | | |
| First Major | 114 | 2 | 29 | 145 | 126 | 5 | 25 | 156 | 103 | 5 | 27 | 135 | 107 | 9 | 22 | 138 | 114 | 9 | 21 | 144 |
| Second Major | 15 | 1 | 0 | 16 | 31 | 1 | 0 | 32 | 28 | 1 | 0 | 29 | 27 | 2 | 0 | 29 | 26 | 0 | 1 | 27 |
| Duplicated Total | 129 | 3 | 29 | 161 | 157 | 6 | 25 | 188 | 131 | 6 | 27 | 164 | 134 | 11 | 22 | 167 | 140 | 9 | 22 | 171 |
| Digital Media Studies | | | | | | | | | | | | | | | | | | | | |
| First Major | 19 | 1 | NA | 20 | 9 | 0 | NA | 9 | 2 | 0 | NA | 2 | 0 | 0 | NA | 0 | 0 | NA | NA | 0 |
| Second Major | 9 | 0 | NA | 9 | 2 | 0 | NA | 2 | 0 | 0 | NA | 0 | 0 | 0 | NA | 0 | 0 | NA | NA | 0 |
| Duplicated Total | 28 | 1 | NA | 29 | 11 | 0 | NA | 11 | 2 | 0 | NA | 2 | 0 | 0 | NA | 0 | 0 | NA | NA | 0 |
| Economics | | | | | | | | | | | | | | | | | | | | |
| First Major | 82 | 19 | NA | 101 | 104 | 18 | NA | 122 | 113 | 17 | NA | 130 | 124 | 13 | NA | 137 | 115 | 14 | NA | 129 |
| Second Major | 23 | 3 | NA | 26 | 25 | 3 | NA | 28 | 18 | 0 | NA | 18 | 30 | 1 | NA | 31 | 26 | 1 | NA | 27 |
| Duplicated Total | 105 | 22 | NA | 127 | 129 | 21 | NA | 150 | 131 | 17 | NA | 148 | 154 | 14 | NA | 168 | 141 | 15 | NA | 156 |
| Gender and Women's Studies | | | | | | | | | | | | | | | | | | | | |
| First Major | 5 | NA | NA | 5 | 10 | NA | NA | 10 | 13 | NA | NA | 13 | 12 | NA | NA | 12 | 9 | NA | NA | 9 |
| Second Major | 8 | NA | NA | 8 | 12 | NA | NA | 12 | 13 | NA | NA | 13 | 11 | NA | NA | 11 | 15 | NA | NA | 15 |
| Duplicated Total | 13 | NA | NA | 13 | 22 | NA | NA | 22 | 26 | NA | NA | 26 | 23 | NA | NA | 23 | 24 | NA | NA | 24 |
| Media, Film, and Journalism | | | | | | | | | | | | | | | | | | | | |
| First Major | 174 | 56 | NA | 230 | 184 | 50 | NA | 234 | 211 | 49 | NA | 260 | 212 | 35 | NA | 247 | 202 | 26 | NA | 228 |
| Second Major | 27 | 1 | NA | 28 | 31 | 1 | NA | 32 | 30 | 0 | NA | 30 | 38 | 0 | NA | 38 | 46 | 1 | NA | 47 |
| Duplicated Total | 201 | 57 | NA | 258 | 215 | 51 | NA | 266 | 241 | 49 | NA | 290 | 250 | 35 | NA | 285 | 248 | 27 | NA | 275 |
| Political Science | | | | | | | | | | | | | | | | | | | | |
| First Major | 126 | NA | NA | 126 | 130 | NA | NA | 130 | 127 | NA | NA | 127 | 150 | NA | NA | 150 | 142 | NA | NA | 142 |
| Second Major | 15 | NA | NA | 15 | 22 | NA | NA | 22 | 23 | NA | NA | 23 | 22 | NA | NA | 22 | 29 | NA | NA | 29 |
| Duplicated Total | 141 | NA | NA | 141 | 152 | NA | NA | 152 | 150 | NA | NA | 150 | 172 | NA | NA | 172 | 171 | NA | NA | 171 |

Social Sciences
Enrollment by Department
All Progrms

| | Fall 2012 | | | | Fall 2013 | | | | Fall 2014 | | | | Fall 2015 | | | | Fall 2016 | | | |
|----------------------------------|-----------|-----|-----|-------|-----------|-----|-----|-------|-----------|-----|-----|-------|-----------|-----|-----|-------|-----------|----|-----|-------|
| | Ba | Ma | Doc | Total | Ba | Ma | Doc | Total | Ba | Ma | Doc | Total | Ba | Ma | Doc | Total | Ba | Ma | Doc | Total |
| Psychology | | | | | | | | | | | | | | | | | | | | |
| First Major | 298 | 0 | 30 | 328 | 340 | 0 | 28 | 368 | 364 | 0 | 26 | 390 | 386 | 1 | 27 | 414 | 398 | 0 | 24 | 422 |
| Second Major | 71 | 18 | 0 | 89 | 75 | 19 | 0 | 94 | 91 | 12 | 0 | 103 | 99 | 17 | 0 | 116 | 100 | 15 | 0 | 115 |
| Duplicated Total | 369 | 18 | 30 | 417 | 415 | 19 | 28 | 462 | 455 | 12 | 26 | 493 | 485 | 18 | 27 | 530 | 498 | 15 | 24 | 537 |
| Public Policy | | | | | | | | | | | | | | | | | | | | |
| First Major | 14 | 19 | NA | 33 | 11 | 27 | NA | 38 | 11 | 22 | NA | 33 | 16 | 25 | NA | 41 | NA | NA | NA | NA |
| Second Major | 10 | 10 | NA | 20 | 19 | 8 | NA | 27 | 17 | 5 | NA | 22 | 22 | 7 | NA | 29 | NA | NA | NA | NA |
| Duplicated Total | 24 | 29 | NA | 53 | 30 | 35 | NA | 65 | 28 | 27 | NA | 55 | 38 | 32 | NA | 70 | NA | NA | NA | NA |
| Social Science General | | | | | | | | | | | | | | | | | | | | |
| First Major | 44 | NA | NA | 44 | 31 | NA | NA | 31 | 38 | NA | NA | 38 | 31 | NA | NA | 31 | 39 | NA | NA | 39 |
| Second Major | 19 | NA | NA | 19 | 25 | NA | NA | 25 | 24 | NA | NA | 24 | 15 | NA | NA | 15 | 19 | NA | NA | 19 |
| Duplicated Total | 63 | NA | NA | 63 | 56 | NA | NA | 56 | 62 | NA | NA | 62 | 46 | NA | NA | 46 | 58 | NA | NA | 58 |
| Sociology and Criminology | | | | | | | | | | | | | | | | | | | | |
| First Major | 113 | NA | NA | 113 | 115 | NA | NA | 115 | 97 | NA | NA | 97 | 115 | NA | NA | 115 | 121 | NA | NA | 121 |
| Second Major | 38 | NA | NA | 38 | 42 | NA | NA | 42 | 40 | NA | NA | 40 | 54 | NA | NA | 54 | 45 | NA | NA | 45 |
| Duplicated Total | 151 | NA | NA | 151 | 157 | NA | NA | 157 | 137 | NA | NA | 137 | 169 | NA | NA | 169 | 166 | NA | NA | 166 |
| Grand Total | | | | | | | | | | | | | | | | | | | | |
| First Major | 1,024 | 118 | 59 | 1,201 | 1,094 | 122 | 53 | 1,269 | 1,115 | 114 | 53 | 1,282 | 1,183 | 102 | 49 | 1,334 | 1,168 | 69 | 45 | 1,282 |
| Second Major | 251 | 34 | 0 | 285 | 301 | 33 | 0 | 334 | 294 | 18 | 0 | 312 | 323 | 27 | 0 | 350 | 309 | 17 | 1 | 327 |
| Duplicated Total | 1,275 | 152 | 59 | 1,486 | 1,395 | 155 | 53 | 1,603 | 1,409 | 132 | 53 | 1,594 | 1,506 | 129 | 49 | 1,684 | 1,477 | 86 | 46 | 1,609 |

Daniels College of Business
 Enrollment by Department and Major
 Undergraduate Programs

| | Fall 2012 | | | | | Fall 2013 | | | | | Fall 2014 | | | | | Fall 2015 | | | | | Fall 2016 | | | | |
|--|-----------|----|----|-----|-------|-----------|----|-----|-----|-------|-----------|----|-----|-----|-------|-----------|----|-----|-----|-------|-----------|----|-----|-----|-------|
| | FY | So | Jr | Sr | Total | FY | So | Jr | Sr | Total | FY | So | Jr | Sr | Total | FY | So | Jr | Sr | Total | FY | So | Jr | Sr | Total |
| Accountancy | | | | | | | | | | | | | | | | | | | | | | | | | |
| Accounting | | | | | | | | | | | | | | | | | | | | | | | | | |
| First Major | 16 | 16 | 62 | 80 | 174 | 20 | 24 | 44 | 82 | 170 | 11 | 31 | 80 | 82 | 204 | 20 | 23 | 62 | 106 | 211 | 23 | 33 | 60 | 105 | 221 |
| Second Major | 0 | 1 | 3 | 8 | 12 | 1 | 1 | 4 | 3 | 9 | 0 | 0 | 2 | 4 | 6 | 0 | 1 | 0 | 2 | 3 | 0 | 0 | 0 | 1 | 1 |
| Duplicated Total | 16 | 17 | 65 | 88 | 186 | 21 | 25 | 48 | 85 | 179 | 11 | 31 | 82 | 86 | 210 | 20 | 24 | 62 | 108 | 214 | 23 | 33 | 60 | 106 | 222 |
| Business Information & Analytics | | | | | | | | | | | | | | | | | | | | | | | | | |
| Business Analytics | | | | | | | | | | | | | | | | | | | | | | | | | |
| First Major | NA | NA | NA | NA | NA | NA | NA | NA | NA | NA | 4 | 2 | 3 | 2 | 11 | 16 | 14 | 25 | 20 | 75 | 23 | 34 | 29 | 31 | 117 |
| Second Major | NA | NA | NA | NA | NA | NA | NA | NA | NA | NA | 0 | 0 | 1 | 0 | 1 | 0 | 3 | 3 | 4 | 10 | 0 | 2 | 6 | 5 | 13 |
| Duplicated Total | NA | NA | NA | NA | NA | NA | NA | NA | NA | NA | 4 | 2 | 4 | 2 | 12 | 16 | 17 | 28 | 24 | 85 | 23 | 36 | 35 | 36 | 130 |
| Daniels College of Business General | | | | | | | | | | | | | | | | | | | | | | | | | |
| Undeclared Business | | | | | | | | | | | | | | | | | | | | | | | | | |
| First Major | 69 | 21 | 2 | 0 | 92 | 61 | 29 | 1 | 0 | 91 | 49 | 32 | 11 | 0 | 92 | 9 | 17 | 4 | 0 | 30 | 84 | 9 | 1 | 2 | 96 |
| Second Major | 1 | 1 | 0 | 0 | 2 | 1 | 0 | 1 | 0 | 2 | 1 | 1 | 0 | 1 | 3 | 0 | 0 | 1 | 0 | 1 | 0 | 0 | 0 | 0 | 0 |
| Duplicated Total | 70 | 22 | 2 | 0 | 94 | 62 | 29 | 2 | 0 | 93 | 50 | 33 | 11 | 1 | 95 | 9 | 17 | 5 | 0 | 31 | 84 | 9 | 1 | 2 | 96 |
| Economics | | | | | | | | | | | | | | | | | | | | | | | | | |
| Business Economics | | | | | | | | | | | | | | | | | | | | | | | | | |
| First Major | 2 | 0 | 6 | 5 | 13 | 0 | 0 | 2 | 5 | 7 | 0 | 0 | 1 | 1 | 2 | 0 | 0 | 0 | 1 | 1 | 0 | 0 | 0 | 0 | 0 |
| Second Major | 0 | 0 | 0 | 2 | 2 | 0 | 0 | 2 | 2 | 4 | 0 | 0 | 0 | 2 | 2 | 0 | 0 | 0 | 0 | 0 | 0 | 0 | 0 | 0 | 0 |
| Duplicated Total | 2 | 0 | 6 | 7 | 15 | 0 | 0 | 4 | 7 | 11 | 0 | 0 | 1 | 3 | 4 | 0 | 0 | 0 | 1 | 1 | 0 | 0 | 0 | 0 | 0 |
| Finance | | | | | | | | | | | | | | | | | | | | | | | | | |
| Finance | | | | | | | | | | | | | | | | | | | | | | | | | |
| First Major | 21 | 37 | 89 | 139 | 286 | 23 | 48 | 108 | 140 | 319 | 26 | 39 | 112 | 128 | 305 | 31 | 52 | 108 | 144 | 335 | 50 | 74 | 113 | 142 | 379 |
| Second Major | 0 | 0 | 3 | 8 | 11 | 3 | 6 | 6 | 10 | 25 | 1 | 1 | 5 | 6 | 13 | 0 | 3 | 8 | 12 | 23 | 0 | 1 | 6 | 11 | 18 |
| Duplicated Total | 21 | 37 | 92 | 147 | 297 | 26 | 54 | 114 | 150 | 344 | 27 | 40 | 117 | 134 | 318 | 31 | 55 | 116 | 156 | 358 | 50 | 75 | 119 | 153 | 397 |
| Information Technology & E-Commerce | | | | | | | | | | | | | | | | | | | | | | | | | |
| Information Technology | | | | | | | | | | | | | | | | | | | | | | | | | |
| First Major | 1 | 0 | 3 | 7 | 11 | 1 | 1 | 2 | 3 | 7 | 0 | 2 | 6 | 3 | 11 | 0 | 1 | 0 | 1 | 2 | 0 | 0 | 0 | 0 | 0 |
| Second Major | 0 | 0 | 1 | 0 | 1 | 0 | 0 | 0 | 1 | 1 | 0 | 0 | 0 | 0 | 0 | 0 | 0 | 0 | 0 | 0 | 0 | 0 | 0 | 0 | 0 |
| Duplicated Total | 1 | 0 | 4 | 7 | 12 | 1 | 1 | 2 | 4 | 8 | 0 | 2 | 6 | 3 | 11 | 0 | 1 | 0 | 1 | 2 | 0 | 0 | 0 | 0 | 0 |

Daniels College of Business
 Enrollment by Department and Major
 Undergraduate Programs

| | Fall 2012 | | | | | Fall 2013 | | | | | Fall 2014 | | | | | Fall 2015 | | | | | Fall 2016 | | | | |
|--|-----------|----|----|-----|-------|-----------|----|----|----|-------|-----------|----|----|----|-------|-----------|----|----|----|-------|-----------|----|----|----|-------|
| | FY | So | Jr | Sr | Total | FY | So | Jr | Sr | Total | FY | So | Jr | Sr | Total | FY | So | Jr | Sr | Total | FY | So | Jr | Sr | Total |
| Knoebel School of Hospitality Management | | | | | | | | | | | | | | | | | | | | | | | | | |
| Hospitality Management | | | | | | | | | | | | | | | | | | | | | | | | | |
| First Major | 15 | 14 | 38 | 24 | 91 | 18 | 18 | 35 | 45 | 116 | 9 | 23 | 49 | 40 | 121 | 16 | 15 | 50 | 46 | 127 | 23 | 12 | 29 | 50 | 114 |
| Second Major | 1 | 0 | 1 | 0 | 2 | 0 | 3 | 0 | 0 | 3 | 0 | 0 | 1 | 1 | 2 | 0 | 1 | 1 | 1 | 3 | 0 | 1 | 0 | 1 | 2 |
| Duplicated Total | 16 | 14 | 39 | 24 | 93 | 18 | 21 | 35 | 45 | 119 | 9 | 23 | 50 | 41 | 123 | 16 | 16 | 51 | 47 | 130 | 23 | 13 | 29 | 51 | 116 |
| Hotel, Restaurant & Tourism Management ¹ | | | | | | | | | | | | | | | | | | | | | | | | | |
| First Major | 1 | 2 | 7 | 18 | 28 | 0 | 2 | 1 | 6 | 9 | 0 | 0 | 1 | 1 | 2 | 0 | 0 | 0 | 1 | 1 | NA | NA | NA | NA | NA |
| Second Major | 0 | 0 | 0 | 0 | 0 | 0 | 0 | 0 | 0 | 0 | 0 | 0 | 0 | 0 | 0 | 0 | 0 | 0 | 0 | 0 | NA | NA | NA | NA | NA |
| Duplicated Total | 1 | 2 | 7 | 18 | 28 | 0 | 2 | 1 | 6 | 9 | 0 | 0 | 1 | 1 | 2 | 0 | 0 | 0 | 1 | 1 | NA | NA | NA | NA | NA |
| Total | | | | | | | | | | | | | | | | | | | | | | | | | |
| First Major | 16 | 16 | 45 | 42 | 119 | 18 | 20 | 36 | 51 | 125 | 9 | 23 | 50 | 41 | 123 | 16 | 15 | 50 | 47 | 128 | 23 | 12 | 29 | 50 | 114 |
| Second Major | 1 | 0 | 1 | 0 | 2 | 0 | 3 | 0 | 0 | 3 | 0 | 0 | 1 | 1 | 2 | 0 | 1 | 1 | 1 | 3 | 0 | 1 | 0 | 1 | 2 |
| Duplicated Total | 17 | 16 | 46 | 42 | 121 | 18 | 23 | 36 | 51 | 128 | 9 | 23 | 51 | 42 | 125 | 16 | 16 | 51 | 48 | 131 | 23 | 13 | 29 | 51 | 116 |
| Management | | | | | | | | | | | | | | | | | | | | | | | | | |
| General Business | | | | | | | | | | | | | | | | | | | | | | | | | |
| First Major | 5 | 8 | 16 | 22 | 51 | 3 | 5 | 14 | 13 | 35 | 21 | 6 | 16 | 16 | 59 | 34 | 17 | 15 | 9 | 75 | 3 | 24 | 11 | 8 | 46 |
| Second Major | 0 | 1 | 0 | 0 | 1 | 1 | 0 | 2 | 0 | 3 | 0 | 1 | 0 | 0 | 1 | 0 | 0 | 1 | 0 | 1 | 0 | 0 | 0 | 0 | 0 |
| Duplicated Total | 5 | 9 | 16 | 22 | 52 | 4 | 5 | 16 | 13 | 38 | 21 | 7 | 16 | 16 | 60 | 34 | 17 | 16 | 9 | 76 | 3 | 24 | 11 | 8 | 46 |
| International Business | | | | | | | | | | | | | | | | | | | | | | | | | |
| First Major | 12 | 21 | 38 | 76 | 147 | 10 | 18 | 44 | 50 | 122 | 35 | 12 | 32 | 43 | 122 | 22 | 31 | 30 | 43 | 126 | 53 | 26 | 47 | 33 | 159 |
| Second Major | 0 | 4 | 3 | 4 | 11 | 0 | 0 | 3 | 3 | 6 | 1 | 0 | 0 | 1 | 2 | 1 | 4 | 3 | 2 | 10 | 1 | 0 | 5 | 5 | 11 |
| Duplicated Total | 12 | 25 | 41 | 80 | 158 | 10 | 18 | 47 | 53 | 128 | 36 | 12 | 32 | 44 | 124 | 23 | 35 | 33 | 45 | 136 | 54 | 26 | 52 | 38 | 170 |
| Management | | | | | | | | | | | | | | | | | | | | | | | | | |
| First Major | 5 | 7 | 23 | 29 | 64 | 4 | 7 | 30 | 22 | 63 | 13 | 9 | 16 | 27 | 65 | 14 | 14 | 18 | 22 | 68 | 23 | 21 | 25 | 27 | 96 |
| Second Major | 0 | 1 | 2 | 7 | 10 | 1 | 2 | 2 | 4 | 9 | 0 | 2 | 1 | 5 | 8 | 0 | 1 | 4 | 1 | 6 | 1 | 2 | 2 | 6 | 11 |
| Duplicated Total | 5 | 8 | 25 | 36 | 74 | 5 | 9 | 32 | 26 | 72 | 13 | 11 | 17 | 32 | 73 | 14 | 15 | 22 | 23 | 74 | 24 | 23 | 27 | 33 | 107 |
| Total | | | | | | | | | | | | | | | | | | | | | | | | | |
| First Major | 22 | 36 | 77 | 127 | 262 | 17 | 30 | 88 | 85 | 220 | 69 | 27 | 64 | 86 | 246 | 70 | 62 | 63 | 74 | 269 | 79 | 71 | 83 | 68 | 301 |
| Second Major | 0 | 6 | 5 | 11 | 22 | 2 | 2 | 7 | 7 | 18 | 1 | 3 | 1 | 6 | 11 | 1 | 5 | 8 | 3 | 17 | 2 | 2 | 7 | 11 | 22 |
| Duplicated Total | 22 | 42 | 82 | 138 | 284 | 19 | 32 | 95 | 92 | 238 | 70 | 30 | 65 | 92 | 257 | 71 | 67 | 71 | 77 | 286 | 81 | 73 | 90 | 79 | 323 |
| Marketing | | | | | | | | | | | | | | | | | | | | | | | | | |
| Marketing | | | | | | | | | | | | | | | | | | | | | | | | | |
| First Major | 15 | 21 | 44 | 54 | 134 | 13 | 24 | 66 | 51 | 154 | 17 | 26 | 59 | 74 | 176 | 23 | 26 | 69 | 65 | 183 | 44 | 55 | 63 | 86 | 248 |
| Second Major | 0 | 0 | 4 | 7 | 11 | 0 | 1 | 1 | 4 | 6 | 1 | 0 | 3 | 4 | 8 | 0 | 3 | 5 | 6 | 14 | 1 | 1 | 4 | 8 | 14 |
| Duplicated Total | 15 | 21 | 48 | 61 | 145 | 13 | 25 | 67 | 55 | 160 | 18 | 26 | 62 | 78 | 184 | 23 | 29 | 74 | 71 | 197 | 45 | 56 | 67 | 94 | 262 |

¹ Program discontinued in 2011.

Daniels College of Business
 Enrollment by Department and Major
 Undergraduate Programs

| | Fall 2012 | | | | | Fall 2013 | | | | | Fall 2014 | | | | | Fall 2015 | | | | | Fall 2016 | | | | |
|---|-----------|----|----|----|-------|-----------|----|----|----|-------|-----------|----|----|----|-------|-----------|----|----|----|-------|-----------|----|----|----|-------|
| | FY | So | Jr | Sr | Total | FY | So | Jr | Sr | Total | FY | So | Jr | Sr | Total | FY | So | Jr | Sr | Total | FY | So | Jr | Sr | Total |
| Real Estate and the Built Environment | | | | | | | | | | | | | | | | | | | | | | | | | |
| Construction Management | | | | | | | | | | | | | | | | | | | | | | | | | |
| First Major | 0 | 1 | 2 | 2 | 5 | 1 | 1 | 2 | 4 | 8 | 2 | 0 | 1 | 3 | 6 | 0 | 2 | 0 | 1 | 3 | 0 | 0 | 3 | 0 | 3 |
| Second Major | 0 | 0 | 0 | 0 | 0 | 0 | 0 | 0 | 0 | 0 | 0 | 0 | 0 | 0 | 0 | 0 | 0 | 0 | 0 | 0 | 0 | 0 | 0 | 0 | 0 |
| Duplicated Total | 0 | 1 | 2 | 2 | 5 | 1 | 1 | 2 | 4 | 8 | 2 | 0 | 1 | 3 | 6 | 0 | 2 | 0 | 1 | 3 | 0 | 0 | 3 | 0 | 3 |
| Real Estate | | | | | | | | | | | | | | | | | | | | | | | | | |
| First Major | 0 | 3 | 1 | 4 | 8 | 0 | 1 | 4 | 3 | 8 | 0 | 1 | 2 | 5 | 8 | 0 | 0 | 2 | 2 | 4 | 0 | 0 | 0 | 1 | 1 |
| Second Major | 0 | 0 | 0 | 1 | 1 | 0 | 0 | 1 | 2 | 3 | 0 | 0 | 1 | 1 | 2 | 0 | 0 | 0 | 0 | 0 | 0 | 0 | 1 | 0 | 1 |
| Duplicated Total | 0 | 3 | 1 | 5 | 9 | 0 | 1 | 5 | 5 | 11 | 0 | 1 | 3 | 6 | 10 | 0 | 0 | 2 | 2 | 4 | 0 | 0 | 1 | 1 | 2 |
| Real Estate and the Built Environment | | | | | | | | | | | | | | | | | | | | | | | | | |
| First Major | NA | NA | NA | NA | NA | NA | NA | NA | NA | NA | 0 | 1 | 4 | 0 | 5 | 6 | 4 | 15 | 10 | 35 | 12 | 10 | 28 | 20 | 70 |
| Second Major | NA | NA | NA | NA | NA | NA | NA | NA | NA | NA | 0 | 0 | 0 | 0 | 0 | 0 | 2 | 0 | 1 | 3 | 0 | 0 | 3 | 0 | 3 |
| Duplicated Total | NA | NA | NA | NA | NA | NA | NA | NA | NA | NA | 0 | 1 | 4 | 0 | 5 | 6 | 6 | 15 | 11 | 38 | 12 | 10 | 31 | 20 | 73 |
| Real Estate and Construction Management ² | | | | | | | | | | | | | | | | | | | | | | | | | |
| First Major | 0 | 0 | 6 | 6 | 12 | 2 | 2 | 4 | 5 | 13 | 1 | 1 | 4 | 5 | 11 | 0 | 0 | 3 | 3 | 6 | 0 | 0 | 1 | 3 | 4 |
| Second Major | 0 | 0 | 0 | 0 | 0 | 0 | 0 | 1 | 0 | 1 | 0 | 0 | 0 | 1 | 1 | 0 | 0 | 0 | 0 | 0 | 0 | 0 | 0 | 0 | 0 |
| Duplicated Total | 0 | 0 | 6 | 6 | 12 | 2 | 2 | 5 | 5 | 14 | 1 | 1 | 4 | 6 | 12 | 0 | 0 | 3 | 3 | 6 | 0 | 0 | 1 | 3 | 4 |
| Total | | | | | | | | | | | | | | | | | | | | | | | | | |
| First Major | 0 | 4 | 9 | 12 | 25 | 3 | 4 | 10 | 12 | 29 | 3 | 3 | 11 | 13 | 30 | 6 | 6 | 20 | 16 | 48 | 12 | 10 | 32 | 24 | 78 |
| Second Major | 0 | 0 | 0 | 1 | 1 | 0 | 0 | 2 | 2 | 4 | 0 | 0 | 1 | 2 | 3 | 0 | 2 | 0 | 1 | 3 | 0 | 0 | 4 | 0 | 4 |
| Duplicated Total | 0 | 4 | 9 | 13 | 26 | 3 | 4 | 12 | 14 | 33 | 3 | 3 | 12 | 15 | 33 | 6 | 8 | 20 | 17 | 51 | 12 | 10 | 36 | 24 | 82 |
| Statistics and Operations Technology | | | | | | | | | | | | | | | | | | | | | | | | | |
| Statistics ³ | | | | | | | | | | | | | | | | | | | | | | | | | |
| First Major | 2 | 2 | 2 | 2 | 8 | 0 | 4 | 9 | 3 | 16 | 0 | 1 | 5 | 11 | 17 | 0 | 0 | 0 | 0 | 0 | 0 | 0 | 0 | 0 | 0 |
| Second Major | 0 | 0 | 1 | 0 | 1 | 0 | 0 | 0 | 3 | 3 | 0 | 0 | 0 | 0 | 0 | 0 | 0 | 0 | 0 | 0 | 0 | 0 | 0 | 1 | 1 |
| Duplicated Total | 2 | 2 | 3 | 2 | 9 | 0 | 4 | 9 | 6 | 19 | 0 | 1 | 5 | 11 | 17 | 0 | 0 | 0 | 0 | 0 | 0 | 0 | 0 | 1 | 1 |

² Program discontinued in 2014.

³ Program discontinued in 2013.

Daniels College of Business
 Enrollment by Department and Major
 Undergraduate Programs

| | Fall 2012 | | | | | Fall 2013 | | | | | Fall 2014 | | | | | Fall 2015 | | | | | Fall 2016 | | | | | | | | | |
|--|-----------|-----|-----|-----|-------|-----------|-----|-----|-----|-------|-----------|-----|-----|-----|-------|-----------|-----|-----|-----|-------|-----------|-----|-----|-----|-------|--|--|--|--|--|
| | FY | So | Jr | Sr | Total | FY | So | Jr | Sr | Total | FY | So | Jr | Sr | Total | FY | So | Jr | Sr | Total | FY | So | Jr | Sr | Total | | | | | |
| Undergraduate Total | | | | | | | | | | | | | | | | | | | | | | | | | | | | | | |
| First Major | 164 | 153 | 339 | 468 | 1,124 | 156 | 184 | 366 | 432 | 1,138 | 188 | 186 | 402 | 441 | 1,217 | 191 | 216 | 401 | 474 | 1,282 | 338 | 298 | 410 | 508 | 1,554 | | | | | |
| Second Major | 2 | 8 | 18 | 37 | 65 | 7 | 13 | 23 | 32 | 75 | 4 | 5 | 14 | 26 | 49 | 1 | 18 | 26 | 29 | 74 | 3 | 7 | 27 | 38 | 75 | | | | | |
| Duplicated Total | 166 | 161 | 357 | 505 | 1,189 | 163 | 197 | 389 | 464 | 1,213 | 192 | 191 | 416 | 467 | 1,266 | 192 | 234 | 427 | 503 | 1,356 | 341 | 305 | 437 | 546 | 1,629 | | | | | |
| Undergraduate General | | | | | | | | | | | | | | | | | | | | | | | | | | | | | | |
| Undeclared - Business Interest ⁴ | | | | | | | | | | | | | | | | | | | | | | | | | | | | | | |
| First Major | 327 | 127 | 12 | 1 | 467 | 367 | 141 | 13 | 1 | 522 | 379 | 102 | 15 | 1 | 497 | 322 | 181 | 14 | 0 | 517 | 241 | 111 | 13 | 1 | 366 | | | | | |
| Second Major | 1 | 0 | 0 | 0 | 1 | 2 | 0 | 0 | 0 | 2 | 0 | 0 | 0 | 0 | 0 | 0 | 0 | 0 | 0 | 0 | 0 | 0 | 0 | 0 | 0 | | | | | |
| Duplicated Total | 328 | 127 | 12 | 1 | 468 | 369 | 141 | 13 | 1 | 524 | 379 | 102 | 15 | 1 | 497 | 322 | 181 | 14 | 0 | 517 | 241 | 111 | 13 | 1 | 366 | | | | | |

⁴ In Fall 2010, Daniels College of Business implemented a secondary admission process where students who fall below the direct admission criteria must subsequently re-apply to be fully admitted to the college. These students are assigned the major "Undeclared - Business Interest" in Undergraduate Studies during their first year.

Daniels College of Business
 Enrollment by Department and Major
 Traditional Graduate Programs

| | Fall 2012 | | | | Fall 2013 | | | | Fall 2014 | | | | Fall 2015 | | | | Fall 2016 | | | |
|--|-----------|------|-----|-------|-----------|------|-----|-------|-----------|------|-----|-------|-----------|------|-----|-------|-----------|------|-----|-------|
| | ND | Cert | Ma | Total | ND | Cert | Ma | Total | ND | Cert | Ma | Total | ND | Cert | Ma | Total | ND | Cert | Ma | Total |
| Accountancy | | | | | | | | | | | | | | | | | | | | |
| Accounting | | | | | | | | | | | | | | | | | | | | |
| First Major | NA | NA | 123 | 123 | NA | NA | 129 | 129 | NA | NA | 137 | 137 | NA | NA | 98 | 98 | NA | NA | 83 | 83 |
| Second Major | NA | NA | 54 | 54 | NA | NA | 63 | 63 | NA | NA | 69 | 69 | NA | NA | 82 | 82 | NA | NA | 88 | 88 |
| Duplicated Total | NA | NA | 177 | 177 | NA | NA | 192 | 192 | NA | NA | 206 | 206 | NA | NA | 180 | 180 | NA | NA | 171 | 171 |
| Business Ethics & Legal Studies | | | | | | | | | | | | | | | | | | | | |
| Global Business & Corporate Social Responsibility | | | | | | | | | | | | | | | | | | | | |
| First Major | NA | NA | NA | NA | NA | NA | NA | NA | NA | NA | NA | 0 | NA | 0 | NA | 0 | NA | 0 | NA | 0 |
| Second Major | NA | NA | NA | NA | NA | NA | NA | NA | NA | NA | NA | 0 | NA | 21 | NA | 21 | NA | 17 | NA | 17 |
| Duplicated Total | NA | NA | NA | NA | NA | NA | NA | NA | NA | NA | NA | 0 | NA | 21 | NA | 21 | NA | 17 | NA | 17 |
| Business Information & Analytics | | | | | | | | | | | | | | | | | | | | |
| Business Analytics | | | | | | | | | | | | | | | | | | | | |
| First Major | NA | NA | NA | NA | NA | NA | NA | NA | NA | NA | 25 | 25 | NA | NA | 45 | 45 | NA | NA | 68 | 68 |
| Second Major | NA | NA | NA | NA | NA | NA | NA | NA | NA | NA | 3 | 3 | NA | NA | 5 | 5 | NA | NA | 6 | 6 |
| Duplicated Total | NA | NA | NA | NA | NA | NA | NA | NA | NA | NA | 28 | 28 | NA | NA | 50 | 50 | NA | NA | 74 | 74 |
| Daniels College of Business General | | | | | | | | | | | | | | | | | | | | |
| Business Intelligence ¹ | | | | | | | | | | | | | | | | | | | | |
| First Major | NA | NA | 14 | 14 | NA | NA | 25 | 25 | NA | NA | 11 | 11 | NA | NA | 5 | 5 | NA | NA | 1 | 1 |
| Second Major | NA | NA | 2 | 2 | NA | NA | 2 | 2 | NA | NA | 0 | 0 | NA | NA | 0 | 0 | NA | NA | 0 | 0 |
| Duplicated Total | NA | NA | 16 | 16 | NA | NA | 27 | 27 | NA | NA | 11 | 11 | NA | NA | 5 | 5 | NA | NA | 1 | 1 |
| General Business | | | | | | | | | | | | | | | | | | | | |
| First Major | NA | NA | 255 | 255 | NA | NA | 205 | 205 | NA | NA | 156 | 156 | NA | NA | 135 | 135 | NA | NA | 120 | 120 |
| Second Major | NA | NA | 13 | 13 | NA | NA | 13 | 13 | NA | NA | 9 | 9 | NA | NA | 18 | 18 | NA | NA | 23 | 23 |
| Duplicated Total | NA | NA | 268 | 268 | NA | NA | 218 | 218 | NA | NA | 165 | 165 | NA | NA | 153 | 153 | NA | NA | 143 | 143 |
| International Business ² | | | | | | | | | | | | | | | | | | | | |
| First Major | NA | 0 | 64 | 64 | NA | 0 | 50 | 50 | NA | 0 | 40 | 40 | NA | 0 | 13 | 13 | NA | 0 | 3 | 3 |
| Second Major | NA | 0 | 13 | 13 | NA | 0 | 13 | 13 | NA | 0 | 9 | 9 | NA | 0 | 7 | 7 | NA | 0 | 3 | 3 |
| Duplicated Total | NA | 0 | 77 | 77 | NA | 0 | 63 | 63 | NA | 0 | 49 | 49 | NA | 0 | 20 | 20 | NA | 0 | 6 | 6 |
| Non-degree Business | | | | | | | | | | | | | | | | | | | | |
| First Major | 1 | NA | NA | 1 | 16 | NA | NA | 16 | 27 | NA | NA | 27 | 17 | NA | NA | 17 | 13 | NA | NA | 13 |
| Second Major | 0 | NA | NA | 0 | 8 | NA | NA | 8 | 6 | NA | NA | 6 | 13 | NA | NA | 13 | 5 | NA | NA | 5 |
| Duplicated Total | 1 | NA | NA | 1 | 24 | NA | NA | 24 | 33 | NA | NA | 33 | 30 | NA | NA | 30 | 18 | NA | NA | 18 |
| Total | | | | | | | | | | | | | | | | | | | | |
| First Major | 1 | 0 | 333 | 334 | 16 | 0 | 280 | 296 | 27 | 0 | 207 | 234 | 17 | 0 | 153 | 170 | 13 | 0 | 124 | 137 |
| Second Major | 0 | 0 | 28 | 28 | 8 | 0 | 28 | 36 | 6 | 0 | 18 | 24 | 13 | 0 | 25 | 38 | 5 | 0 | 26 | 31 |
| Duplicated Total | 1 | 0 | 361 | 362 | 24 | 0 | 308 | 332 | 33 | 0 | 225 | 258 | 30 | 0 | 178 | 208 | 18 | 0 | 150 | 168 |

¹ Program discontinued in 2014.

² Program discontinued in 2015.

Daniels College of Business
 Enrollment by Department and Major
 Traditional Graduate Programs

| | Fall 2012 | | | | Fall 2013 | | | | Fall 2014 | | | | Fall 2015 | | | | Fall 2016 | | | |
|---|-----------|------|-----|-------|-----------|------|-----|-------|-----------|------|-----|-------|-----------|------|-----|-------|-----------|------|-----|-------|
| | ND | Cert | Ma | Total | ND | Cert | Ma | Total | ND | Cert | Ma | Total | ND | Cert | Ma | Total | ND | Cert | Ma | Total |
| Finance | | | | | | | | | | | | | | | | | | | | |
| Applied Quantitative Finance | | | | | | | | | | | | | | | | | | | | |
| First Major | NA | NA | 124 | 124 | NA | NA | 126 | 126 | NA | NA | 105 | 105 | NA | NA | 79 | 79 | NA | NA | 73 | 73 |
| Second Major | NA | NA | 7 | 7 | NA | NA | 5 | 5 | NA | NA | 8 | 8 | NA | NA | 6 | 6 | NA | NA | 4 | 4 |
| Duplicated Total | NA | NA | 131 | 131 | NA | NA | 131 | 131 | NA | NA | 113 | 113 | NA | NA | 85 | 85 | NA | NA | 77 | 77 |
| Leadership and Organizational Performance | | | | | | | | | | | | | | | | | | | | |
| Business | | | | | | | | | | | | | | | | | | | | |
| First Major | NA | 19 | NA | 19 | NA | 32 | NA | 32 | NA | 27 | NA | 27 | NA | 28 | NA | 28 | NA | 33 | NA | 33 |
| Second Major | NA | 3 | NA | 3 | NA | 1 | NA | 1 | NA | 0 | NA | 0 | NA | 0 | NA | 0 | NA | 0 | NA | 0 |
| Duplicated Total | NA | 22 | NA | 22 | NA | 33 | NA | 33 | NA | 27 | NA | 27 | NA | 28 | NA | 28 | NA | 33 | NA | 33 |
| Management | | | | | | | | | | | | | | | | | | | | |
| Management | | | | | | | | | | | | | | | | | | | | |
| First Major | NA | NA | 24 | 24 | NA | NA | 30 | 30 | NA | NA | 28 | 28 | NA | NA | 19 | 19 | NA | NA | 21 | 21 |
| Second Major | NA | NA | 1 | 1 | NA | NA | 1 | 1 | NA | NA | 3 | 3 | NA | NA | 3 | 3 | NA | NA | 2 | 2 |
| Duplicated Total | NA | NA | 25 | 25 | NA | NA | 31 | 31 | NA | NA | 31 | 31 | NA | NA | 22 | 22 | NA | NA | 23 | 23 |
| Marketing | | | | | | | | | | | | | | | | | | | | |
| Marketing | | | | | | | | | | | | | | | | | | | | |
| First Major | NA | NA | 47 | 47 | NA | NA | 47 | 47 | NA | NA | 47 | 47 | NA | NA | 45 | 45 | NA | NA | 48 | 48 |
| Second Major | NA | NA | 0 | 0 | NA | NA | 2 | 2 | NA | NA | 0 | 0 | NA | NA | 1 | 1 | NA | NA | 3 | 3 |
| Duplicated Total | NA | NA | 47 | 47 | NA | NA | 49 | 49 | NA | NA | 47 | 47 | NA | NA | 46 | 46 | NA | NA | 51 | 51 |
| Real Estate and the Built Environment | | | | | | | | | | | | | | | | | | | | |
| Real Estate and the Built Environment | | | | | | | | | | | | | | | | | | | | |
| First Major | NA | NA | NA | NA | NA | NA | NA | NA | NA | NA | 14 | 14 | NA | NA | 31 | 31 | NA | NA | 45 | 45 |
| Second Major | NA | NA | NA | NA | NA | NA | NA | NA | NA | NA | 1 | 1 | NA | NA | 1 | 1 | NA | NA | 2 | 2 |
| Duplicated Total | NA | NA | NA | NA | NA | NA | NA | NA | NA | NA | 15 | 15 | NA | NA | 32 | 32 | NA | NA | 47 | 47 |
| Real Estate and Construction Management ³ | | | | | | | | | | | | | | | | | | | | |
| First Major | NA | 0 | 50 | 50 | NA | 0 | 36 | 36 | NA | 0 | 28 | 28 | NA | 0 | 6 | 6 | NA | NA | NA | NA |
| Second Major | NA | 0 | 3 | 3 | NA | 0 | 0 | 0 | NA | 0 | 4 | 4 | NA | 0 | 1 | 1 | NA | NA | NA | NA |
| Duplicated Total | NA | 0 | 53 | 53 | NA | 0 | 36 | 36 | NA | 0 | 32 | 32 | NA | 0 | 7 | 7 | NA | NA | NA | NA |
| Total | | | | | | | | | | | | | | | | | | | | |
| First Major | 0 | 0 | 50 | 50 | 0 | 0 | 36 | 36 | 0 | 0 | 42 | 42 | 0 | 0 | 37 | 37 | 0 | 0 | 45 | 45 |
| Second Major | 0 | 0 | 3 | 3 | 0 | 0 | 0 | 0 | 0 | 0 | 5 | 5 | 0 | 0 | 2 | 2 | 0 | 0 | 2 | 2 |
| Duplicated Total | 0 | 0 | 53 | 53 | 0 | 0 | 36 | 36 | 0 | 0 | 47 | 47 | 0 | 0 | 39 | 39 | 0 | 0 | 47 | 47 |
| Traditional Graduate Total | | | | | | | | | | | | | | | | | | | | |
| First Major | 1 | 19 | 701 | 721 | 16 | 32 | 648 | 696 | 27 | 27 | 591 | 645 | 17 | 28 | 476 | 521 | 13 | 33 | 462 | 508 |
| Second Major | 0 | 3 | 93 | 96 | 8 | 1 | 99 | 108 | 6 | 0 | 106 | 112 | 13 | 21 | 124 | 158 | 5 | 17 | 131 | 153 |
| Duplicated Total | 1 | 22 | 794 | 817 | 24 | 33 | 747 | 804 | 33 | 27 | 697 | 757 | 30 | 49 | 600 | 679 | 18 | 50 | 593 | 661 |

³ Program discontinued in 2014.

Daniels College of Business
 Enrollment by Department and Major
 Non-traditional Graduate Programs

| | Fall 2012 | | | Fall 2013 | | | Fall 2014 | | | Fall 2015 | | | Fall 2016 | | |
|--|-----------|-----|-------|-----------|-----|-------|-----------|-----|-------|-----------|-----|-------|-----------|-----|-------|
| | Cert | Ma | Total | Cert | Ma | Total | Cert | Ma | Total | Cert | Ma | Total | Cert | Ma | Total |
| Daniels College of Business General | | | | | | | | | | | | | | | |
| XMBA/PMBA | | | | | | | | | | | | | | | |
| First Major | NA | 266 | 266 | NA | 236 | 236 | NA | 232 | 232 | NA | 224 | 224 | NA | 192 | 192 |
| Second Major | NA | 1 | 1 | NA | 0 | 0 | NA | 1 | 1 | NA | 1 | 1 | NA | 0 | 0 |
| Duplicated Total | NA | 267 | 267 | NA | 236 | 236 | NA | 233 | 233 | NA | 225 | 225 | NA | 192 | 192 |
| Real Estate and the Built Environment | | | | | | | | | | | | | | | |
| Executive Real Estate and Construction Management | | | | | | | | | | | | | | | |
| First Major | 3 | 26 | 29 | 2 | 34 | 36 | 0 | 38 | 38 | 1 | 40 | 41 | 0 | 42 | 42 |
| Second Major | 0 | 1 | 1 | 0 | 0 | 0 | 0 | 0 | 0 | 0 | 0 | 0 | 0 | 0 | 0 |
| Duplicated Total | 3 | 27 | 30 | 2 | 34 | 36 | 0 | 38 | 38 | 1 | 40 | 41 | 0 | 42 | 42 |
| Non-traditional Graduate Total | | | | | | | | | | | | | | | |
| First Major | 3 | 292 | 295 | 2 | 270 | 272 | 0 | 270 | 270 | 1 | 264 | 265 | 0 | 234 | 234 |
| Second Major | 0 | 2 | 2 | 0 | 0 | 0 | 0 | 1 | 1 | 0 | 1 | 1 | 0 | 0 | 0 |
| Duplicated Total | 3 | 294 | 297 | 2 | 270 | 272 | 0 | 271 | 271 | 1 | 265 | 266 | 0 | 234 | 234 |

Daniels College of Business
 Enrollment by Department
 All Programs

| | Fall 2012 | | | | | Fall 2013 | | | | | Fall 2014 | | | | | Fall 2015 | | | | | Fall 2016 | | | | | |
|--|-----------|----|------|-----|-------|-----------|----|------|-----|-------|-----------|----|------|-----|-------|-----------|----|------|-----|-------|-----------|----|------|-----|-------|--|
| | Ba | ND | Cert | Ma | Total | Ba | ND | Cert | Ma | Total | Ba | ND | Cert | Ma | Total | Ba | ND | Cert | Ma | Total | Ba | ND | Cert | Ma | Total | |
| Accountancy | | | | | | | | | | | | | | | | | | | | | | | | | | |
| First Major | 174 | NA | NA | 123 | 297 | 170 | NA | NA | 129 | 299 | 204 | NA | NA | 137 | 341 | 211 | NA | NA | 98 | 309 | 221 | NA | NA | 83 | 304 | |
| Second Major | 12 | NA | NA | 54 | 66 | 9 | NA | NA | 63 | 72 | 6 | NA | NA | 69 | 75 | 3 | NA | NA | 82 | 85 | 1 | NA | NA | 88 | 89 | |
| Duplicated Total | 186 | NA | NA | 177 | 363 | 179 | NA | NA | 192 | 371 | 210 | NA | NA | 206 | 416 | 214 | NA | NA | 180 | 394 | 222 | NA | NA | 171 | 393 | |
| Business Ethics & Legal Studies | | | | | | | | | | | | | | | | | | | | | | | | | | |
| First Major | NA | NA | NA | NA | NA | NA | NA | NA | NA | NA | NA | NA | NA | NA | NA | NA | NA | NA | NA | NA | NA | NA | 0 | NA | 0 | |
| Second Major | NA | NA | NA | NA | NA | NA | NA | NA | NA | NA | NA | NA | NA | NA | NA | NA | NA | NA | NA | NA | NA | NA | 17 | NA | 17 | |
| Duplicated Total | NA | NA | NA | NA | NA | NA | NA | NA | NA | NA | NA | NA | NA | NA | NA | NA | NA | NA | NA | NA | NA | NA | 0 | NA | 17 | |
| Business Information & Analytics | | | | | | | | | | | | | | | | | | | | | | | | | | |
| First Major | NA | NA | NA | NA | NA | NA | NA | NA | NA | NA | NA | NA | NA | NA | NA | 75 | NA | NA | 45 | NA | 117 | NA | NA | 68 | 185 | |
| Second Major | NA | NA | NA | NA | NA | NA | NA | NA | NA | NA | NA | NA | NA | NA | NA | 10 | NA | NA | 5 | NA | 13 | NA | NA | 6 | 19 | |
| Duplicated Total | NA | NA | NA | NA | NA | NA | NA | NA | NA | NA | NA | NA | NA | NA | NA | 85 | NA | NA | 50 | NA | 130 | NA | NA | 74 | 204 | |
| Daniels College General | | | | | | | | | | | | | | | | | | | | | | | | | | |
| First Major | 92 | 1 | NA | 599 | 692 | 91 | 16 | NA | 516 | 623 | 92 | 27 | NA | 439 | 558 | 30 | 17 | NA | 377 | 424 | 96 | 13 | NA | 316 | 425 | |
| Second Major | 2 | 0 | NA | 29 | 31 | 2 | 8 | NA | 28 | 38 | 3 | 6 | NA | 19 | 28 | 1 | 13 | NA | 26 | 40 | 0 | 5 | NA | 26 | 31 | |
| Duplicated Total | 94 | 1 | NA | 628 | 723 | 93 | 24 | NA | 544 | 661 | 95 | 33 | NA | 458 | 586 | 31 | 30 | NA | 403 | 464 | 96 | 18 | NA | 342 | 456 | |
| Economics | | | | | | | | | | | | | | | | | | | | | | | | | | |
| First Major | 13 | NA | NA | NA | 13 | 7 | NA | NA | NA | 7 | 2 | NA | NA | NA | 2 | 1 | NA | NA | NA | 1 | 0 | NA | NA | NA | 0 | |
| Second Major | 2 | NA | NA | NA | 2 | 4 | NA | NA | NA | 4 | 2 | NA | NA | NA | 2 | 0 | NA | NA | NA | 0 | 0 | NA | NA | NA | 0 | |
| Duplicated Total | 15 | NA | NA | NA | 15 | 11 | NA | NA | NA | 11 | 4 | NA | NA | NA | 4 | 1 | NA | NA | NA | 1 | 0 | NA | NA | NA | 0 | |
| Finance | | | | | | | | | | | | | | | | | | | | | | | | | | |
| First Major | 286 | NA | NA | 124 | 410 | 319 | NA | NA | 126 | 445 | 305 | NA | NA | 105 | 410 | 335 | NA | NA | 79 | 414 | 379 | NA | NA | 73 | 452 | |
| Second Major | 11 | NA | NA | 7 | 18 | 25 | NA | NA | 5 | 30 | 13 | NA | NA | 8 | 21 | 23 | NA | NA | 6 | 29 | 18 | NA | NA | 4 | 22 | |
| Duplicated Total | 297 | NA | NA | 131 | 428 | 344 | NA | NA | 131 | 475 | 318 | NA | NA | 113 | 431 | 358 | NA | NA | 85 | 443 | 397 | NA | NA | 77 | 474 | |
| Information Technology & E-Commerce | | | | | | | | | | | | | | | | | | | | | | | | | | |
| First Major | 11 | NA | NA | NA | 11 | 7 | NA | NA | NA | 7 | 11 | NA | NA | NA | 11 | 2 | NA | NA | NA | 2 | 0 | NA | NA | NA | 0 | |
| Second Major | 1 | NA | NA | NA | 1 | 1 | NA | NA | NA | 1 | 0 | NA | NA | NA | 0 | 0 | NA | NA | NA | 0 | 0 | NA | NA | NA | 0 | |
| Duplicated Total | NA | NA | NA | NA | 12 | NA | NA | NA | NA | 8 | NA | NA | NA | NA | 11 | NA | NA | NA | NA | 2 | NA | NA | NA | NA | 0 | |
| Leadership and Organizational Performance | | | | | | | | | | | | | | | | | | | | | | | | | | |
| First Major | NA | NA | 19 | NA | 19 | NA | NA | 32 | NA | 32 | NA | NA | 27 | NA | 27 | NA | NA | 28 | NA | 28 | NA | NA | 33 | NA | 33 | |
| Second Major | NA | NA | 3 | NA | 3 | NA | NA | 1 | NA | 1 | NA | NA | 0 | NA | 0 | NA | NA | 0 | NA | 0 | NA | NA | 0 | NA | 0 | |
| Duplicated Total | NA | NA | 22 | NA | 22 | NA | NA | 33 | NA | 33 | NA | NA | 27 | NA | 27 | NA | NA | 28 | NA | 28 | NA | NA | 33 | NA | 33 | |
| Knoebel School of Hospitality Management | | | | | | | | | | | | | | | | | | | | | | | | | | |
| First Major | 119 | NA | NA | NA | 119 | 125 | NA | NA | NA | 125 | 123 | NA | NA | NA | 123 | 128 | NA | NA | NA | 128 | 114 | NA | NA | NA | 114 | |
| Second Major | 2 | NA | NA | NA | 2 | 3 | NA | NA | NA | 3 | 2 | NA | NA | NA | 2 | 3 | NA | NA | NA | 3 | 2 | NA | NA | NA | 2 | |
| Duplicated Total | 121 | NA | NA | NA | 121 | 128 | NA | NA | NA | 128 | 125 | NA | NA | NA | 125 | 131 | NA | NA | NA | 131 | 116 | NA | NA | NA | 116 | |

Daniels College of Business
 Enrollment by Department
 All Programs

| | Fall 2012 | | | | | Fall 2013 | | | | | Fall 2014 | | | | | Fall 2015 | | | | | Fall 2016 | | | | | |
|--|-----------|----|------|-------|-------|-----------|----|------|-------|-------|-----------|----|------|-----|-------|-----------|----|------|-----|-------|-----------|----|------|-----|-------|--|
| | Ba | ND | Cert | Ma | Total | Ba | ND | Cert | Ma | Total | Ba | ND | Cert | Ma | Total | Ba | ND | Cert | Ma | Total | Ba | ND | Cert | Ma | Total | |
| Management | | | | | | | | | | | | | | | | | | | | | | | | | | |
| First Major | 262 | NA | NA | 24 | 286 | 220 | NA | NA | 30 | 250 | 246 | NA | NA | 28 | 274 | 269 | NA | NA | 19 | 288 | 301 | NA | NA | 21 | 322 | |
| Second Major | 22 | NA | NA | 1 | 23 | 18 | NA | NA | 1 | 19 | 11 | NA | NA | 3 | 14 | 17 | NA | NA | 3 | 20 | 22 | NA | NA | 2 | 24 | |
| Duplicated Total | 284 | NA | NA | 25 | 309 | 238 | NA | NA | 31 | 269 | 257 | NA | NA | 31 | 288 | 286 | NA | NA | 22 | 308 | 323 | NA | NA | 23 | 346 | |
| Marketing | | | | | | | | | | | | | | | | | | | | | | | | | | |
| First Major | 134 | NA | NA | 47 | 181 | 154 | NA | NA | 47 | 201 | 176 | NA | NA | 47 | 223 | 183 | NA | NA | 45 | 228 | 248 | NA | NA | 48 | 296 | |
| Second Major | 11 | NA | NA | 0 | 11 | 6 | NA | NA | 2 | 8 | 8 | NA | NA | 0 | 8 | 14 | NA | NA | 1 | 15 | 14 | NA | NA | 3 | 17 | |
| Duplicated Total | 145 | NA | NA | 47 | 192 | 160 | NA | NA | 49 | 209 | 184 | NA | NA | 47 | 231 | 197 | NA | NA | 46 | 243 | 262 | NA | NA | 51 | 313 | |
| Real Estate and the Built Environment | | | | | | | | | | | | | | | | | | | | | | | | | | |
| First Major | 25 | NA | 3 | 76 | 104 | 29 | NA | 2 | 70 | 101 | 30 | NA | 0 | 80 | 110 | 48 | NA | 1 | 77 | 126 | 78 | NA | 0 | 87 | 165 | |
| Second Major | 1 | NA | 0 | 4 | 5 | 4 | NA | 0 | 0 | 4 | 3 | NA | 0 | 5 | 8 | 3 | NA | 0 | 2 | 5 | 4 | NA | 0 | 2 | 6 | |
| Duplicated Total | 26 | NA | 3 | 80 | 109 | 33 | NA | 2 | 70 | 105 | 33 | NA | 0 | 85 | 118 | 51 | NA | 1 | 79 | 131 | 82 | NA | 0 | 89 | 171 | |
| Statistics and Operations Technology | | | | | | | | | | | | | | | | | | | | | | | | | | |
| First Major | 8 | NA | NA | NA | 8 | 16 | NA | NA | NA | 16 | 17 | NA | NA | NA | 17 | 0 | NA | NA | NA | 0 | 0 | NA | NA | NA | 0 | |
| Second Major | 1 | NA | NA | NA | 1 | 3 | NA | NA | NA | 3 | 0 | NA | NA | NA | 0 | 0 | NA | NA | NA | 0 | 1 | NA | NA | NA | 1 | |
| Duplicated Total | 9 | NA | NA | NA | 9 | 19 | NA | NA | NA | 19 | 17 | NA | NA | NA | 17 | 0 | NA | NA | NA | 0 | 1 | NA | NA | NA | 1 | |
| Grand Total | | | | | | | | | | | | | | | | | | | | | | | | | | |
| First Major | 1,124 | 1 | 22 | 993 | 2,140 | 1,138 | 16 | 34 | 918 | 2,106 | 1,206 | 27 | 27 | 836 | 2,096 | 1,282 | 17 | 29 | 740 | 2,068 | 1,554 | 13 | 33 | 696 | 2,296 | |
| Second Major | 65 | 0 | 3 | 95 | 163 | 75 | 8 | 1 | 99 | 183 | 48 | 6 | 0 | 104 | 158 | 74 | 13 | 0 | 125 | 212 | 75 | 5 | 17 | 131 | 228 | |
| Duplicated Total | 1,189 | 1 | 25 | 1,088 | 2,303 | 1,213 | 24 | 35 | 1,017 | 2,289 | 1,254 | 33 | 27 | 940 | 2,254 | 1,356 | 30 | 29 | 865 | 2,280 | 1,629 | 18 | 50 | 827 | 2,524 | |

Graduate School of Professional Psychology
 Enrollment by Department and Major
 Graduate Programs

| | Fall 2012 | | | Fall 2013 | | | Fall 2014 | | | Fall 2015 | | | Fall 2016 | | |
|--|-----------|-----|-------|-----------|-----|-------|-----------|-----|-------|-----------|-----|-------|-----------|-----|-------|
| | Ma | Doc | Total | Ma | Doc | Total | Ma | Doc | Total | Ma | Doc | Total | Ma | Doc | Total |
| Professional Psychology | | | | | | | | | | | | | | | |
| Forensic Psychology | | | | | | | | | | | | | | | |
| First Major | 48 | NA | 48 | 52 | NA | 52 | 49 | NA | 49 | 58 | NA | 58 | 60 | NA | 60 |
| Second Major | 0 | NA | 0 | 0 | NA | 0 | 0 | NA | 0 | 1 | NA | 1 | 2 | NA | 2 |
| Duplicated Total | 48 | NA | 48 | 52 | NA | 52 | 49 | NA | 49 | 59 | NA | 59 | 62 | NA | 62 |
| International Disaster Psychology | | | | | | | | | | | | | | | |
| First Major | 36 | NA | 36 | 34 | NA | 34 | 30 | NA | 30 | 34 | NA | 34 | 41 | NA | 41 |
| Second Major | 0 | NA | 0 | 0 | NA | 0 | 0 | NA | 0 | 0 | NA | 0 | 0 | NA | 0 |
| Duplicated Total | 36 | NA | 36 | 34 | NA | 34 | 30 | NA | 30 | 34 | NA | 34 | 41 | NA | 41 |
| Professional/Clinical Psychology | | | | | | | | | | | | | | | |
| First Major | 0 | 122 | 122 | 1 | 110 | 111 | 1 | 124 | 125 | 0 | 119 | 119 | 0 | 122 | 122 |
| Second Major ¹ | 81 | 0 | 81 | 74 | 0 | 74 | 38 | 1 | 39 | 26 | 0 | 26 | 54 | 0 | 54 |
| Duplicated Total | 81 | 122 | 203 | 75 | 110 | 185 | 39 | 125 | 164 | 26 | 119 | 145 | 54 | 122 | 176 |
| Sport and Performance Psychology | | | | | | | | | | | | | | | |
| First Major | 49 | NA | 49 | 52 | NA | 52 | 52 | NA | 52 | 49 | NA | 49 | 53 | NA | 53 |
| Second Major | 0 | NA | 0 | 0 | NA | 0 | 0 | NA | 0 | 0 | NA | 0 | 0 | NA | 0 |
| Duplicated Total | 49 | NA | 49 | 52 | NA | 52 | 52 | NA | 52 | 49 | NA | 49 | 53 | NA | 53 |
| Sport Coaching | | | | | | | | | | | | | | | |
| First Major | NA | NA | NA | NA | NA | NA | NA | NA | NA | 11 | NA | 11 | 26 | NA | 26 |
| Second Major | NA | NA | NA | NA | NA | NA | NA | NA | NA | 0 | NA | 0 | 0 | NA | 0 |
| Duplicated Total | NA | NA | NA | NA | NA | NA | NA | NA | NA | 11 | NA | 11 | 26 | NA | 26 |
| Total | | | | | | | | | | | | | | | |
| First Major | 133 | 122 | 255 | 139 | 110 | 249 | 132 | 124 | 256 | 152 | 119 | 271 | 180 | 122 | 302 |
| Second Major | 81 | 0 | 81 | 74 | 0 | 74 | 38 | 1 | 39 | 27 | 0 | 27 | 56 | 0 | 56 |
| Duplicated Total | 214 | 122 | 336 | 213 | 110 | 323 | 170 | 125 | 295 | 179 | 119 | 298 | 236 | 122 | 358 |

¹ The Graduate School of Professional Psychology (GSPP) does not offer a terminal Master's degree in Professional/Clinical Psychology. However, students in the PsyD program may receive an MA while working on the doctorate. In 2011, GSPP began reporting the MA degree as a second major for these students.

Graduate School of Social Work
 Enrollment by Department and Major
 Graduate Programs

| | Fall 2012 | | | | | Fall 2013 | | | | | Fall 2014 | | | | | Fall 2015 | | | | | Fall 2016 | | | | |
|------------------------|-----------|------|-----|-----|-------|-----------|------|-----|-----|-------|-----------|------|-----|-----|-------|-----------|------|-----|-----|-------|-----------|------|-----|-----|-------|
| | ND | Cert | Ma | Doc | Total | ND | Cert | Ma | Doc | Total | ND | Cert | Ma | Doc | Total | ND | Cert | Ma | Doc | Total | ND | Cert | Ma | Doc | Total |
| Social Work | | | | | | | | | | | | | | | | | | | | | | | | | |
| Social Work | | | | | | | | | | | | | | | | | | | | | | | | | |
| First Major | 1 | 0 | 431 | 13 | 445 | 5 | 0 | 443 | 12 | 460 | 2 | 0 | 451 | 11 | 464 | 4 | 0 | 449 | 10 | 463 | 5 | 0 | 465 | 11 | 481 |
| Second Major | 0 | 153 | 11 | 0 | 164 | 0 | 167 | 4 | 0 | 171 | 1 | 44 | 9 | 0 | 54 | 2 | 93 | 8 | 0 | 103 | 0 | 56 | 12 | 0 | 68 |
| Duplicated Total | 1 | 153 | 442 | 13 | 609 | 5 | 167 | 447 | 12 | 631 | 3 | 44 | 460 | 11 | 518 | 6 | 93 | 457 | 10 | 566 | 5 | 56 | 477 | 11 | 549 |
| Social Work (Distance) | | | | | | | | | | | | | | | | | | | | | | | | | |
| First Major | NA | NA | 22 | NA | 22 | NA | NA | 43 | NA | 43 | NA | NA | 45 | NA | 45 | NA | NA | 45 | NA | 45 | NA | NA | 20 | NA | 20 |
| Second Major | NA | NA | 0 | NA | 0 | NA | NA | 0 | NA | 0 | NA | NA | 0 | NA | 0 | NA | NA | 0 | NA | 0 | NA | NA | 0 | NA | 0 |
| Duplicated Total | NA | NA | 22 | NA | 22 | NA | NA | 43 | NA | 43 | NA | NA | 45 | NA | 45 | NA | NA | 45 | NA | 45 | NA | NA | 20 | NA | 20 |
| Total | | | | | | | | | | | | | | | | | | | | | | | | | |
| First Major | 1 | 0 | 453 | 13 | 467 | 5 | 0 | 486 | 12 | 503 | 2 | 0 | 496 | 11 | 509 | 4 | 0 | 494 | 10 | 508 | 5 | 0 | 485 | 11 | 501 |
| Second Major | 0 | 153 | 11 | 0 | 164 | 0 | 167 | 4 | 0 | 171 | 1 | 44 | 9 | 0 | 54 | 2 | 93 | 8 | 0 | 103 | 0 | 56 | 12 | 0 | 68 |
| Duplicated Total | 1 | 153 | 464 | 13 | 631 | 5 | 167 | 490 | 12 | 674 | 3 | 44 | 505 | 11 | 563 | 6 | 93 | 502 | 10 | 611 | 5 | 56 | 497 | 11 | 569 |

Graduate Tax Program

Enrollment by Department and Major

Graduate Programs

| | Fall 2012 | | | | Fall 2013 | | | | Fall 2014 | | | | Fall 2015 | | | | Fall 2016 | | | |
|------------------------------------|-----------|-----|----|-------|-----------|-----|-----|-------|-----------|-----|----|-------|-----------|-----|----|-------|-----------|-----|----|-------|
| | ND | LLM | MT | Total | ND | LLM | MT | Total | ND | LLM | MT | Total | ND | LLM | MT | Total | ND | LLM | MT | Total |
| Taxation | | | | | | | | | | | | | | | | | | | | |
| Taxation (Accounting) | | | | | | | | | | | | | | | | | | | | |
| First Major | NA | NA | 95 | 95 | NA | NA | 103 | 103 | NA | NA | 89 | 89 | NA | NA | 81 | 81 | NA | NA | 82 | 82 |
| Second Major | NA | NA | 0 | 0 | NA | NA | 0 | 0 | NA | NA | 0 | 0 | NA | NA | 0 | 0 | NA | NA | 0 | 0 |
| Duplicated Total | NA | NA | 95 | 95 | NA | NA | 103 | 103 | NA | NA | 89 | 89 | NA | NA | 81 | 81 | NA | NA | 82 | 82 |
| Taxation (Law) ¹ | | | | | | | | | | | | | | | | | | | | |
| First Major | NA | 64 | NA | 64 | NA | 51 | NA | 51 | NA | 40 | NA | 40 | NA | 35 | NA | 35 | NA | 29 | NA | 29 |
| Second Major | NA | 11 | NA | 11 | NA | 5 | NA | 5 | NA | 5 | NA | 5 | NA | 8 | NA | 8 | NA | 8 | NA | 8 |
| Duplicated Total | NA | 75 | NA | 75 | NA | 56 | NA | 56 | NA | 45 | NA | 45 | NA | 43 | NA | 43 | NA | 37 | NA | 37 |
| Non-degree Taxation | | | | | | | | | | | | | | | | | | | | |
| First Major | NA | NA | NA | NA | NA | NA | NA | NA | 6 | NA | NA | 6 | 4 | NA | NA | 4 | 4 | NA | NA | 4 |
| Second Major | NA | NA | NA | NA | NA | NA | NA | NA | 0 | NA | NA | 0 | 0 | NA | NA | 0 | 0 | NA | NA | 0 |
| Duplicated Total | NA | NA | NA | NA | NA | NA | NA | NA | 6 | NA | NA | 6 | 4 | NA | NA | 4 | 4 | NA | NA | 4 |
| Total | | | | | | | | | | | | | | | | | | | | |
| First Major | 0 | 64 | 95 | 159 | 0 | 51 | 103 | 154 | 6 | 40 | 89 | 135 | 4 | 35 | 81 | 120 | 4 | 29 | 82 | 115 |
| Second Major | 0 | 11 | 0 | 11 | 0 | 5 | 0 | 5 | 0 | 5 | 0 | 5 | 0 | 8 | 0 | 8 | 0 | 8 | 0 | 8 |
| Duplicated Total | 0 | 75 | 95 | 170 | 0 | 56 | 103 | 159 | 6 | 45 | 89 | 140 | 4 | 43 | 81 | 128 | 4 | 37 | 82 | 123 |

¹ Interdisciplinary program between Sturm College of Law and Daniels College of Business.

Josef Korbel School of International Studies
 Enrollment by Department and Major
 Undergraduate Programs

| | Fall 2012 | | | | | Fall 2013 | | | | | Fall 2014 | | | | | Fall 2015 | | | | | Fall 2016 | | | | |
|------------------------------|-----------|----|-----|-----|-------|-----------|----|-----|-----|-------|-----------|-----|----|----|-------|-----------|-----|----|----|-------|-----------|-----|-----|-----|-------|
| | FY | So | Jr | Sr | Total | FY | So | Jr | Sr | Total | FY | So | Jr | Sr | Total | FY | So | Jr | Sr | Total | FY | So | Jr | Sr | Total |
| International Studies | | | | | | | | | | | | | | | | | | | | | | | | | |
| International Studies | | | | | | | | | | | | | | | | | | | | | | | | | |
| First Major | 57 | 84 | 84 | 99 | 324 | 80 | 64 | 91 | 87 | 322 | 82 | 82 | 82 | 81 | 327 | 79 | 97 | 79 | 84 | 339 | 90 | 86 | 96 | 87 | 359 |
| Second Major | 0 | 7 | 16 | 19 | 42 | 5 | 6 | 10 | 21 | 42 | 9 | 18 | 10 | 15 | 52 | 9 | 12 | 16 | 14 | 51 | 11 | 12 | 19 | 18 | 60 |
| Duplicated Total | 57 | 91 | 100 | 118 | 366 | 85 | 70 | 101 | 108 | 364 | 91 | 100 | 92 | 96 | 379 | 88 | 109 | 95 | 98 | 390 | 101 | 98 | 115 | 105 | 419 |
| Public Policy | | | | | | | | | | | | | | | | | | | | | | | | | |
| Public Policy ¹ | | | | | | | | | | | | | | | | | | | | | | | | | |
| First Major | NA | NA | NA | NA | NA | NA | NA | NA | NA | NA | NA | NA | NA | NA | NA | NA | NA | NA | NA | NA | 3 | 4 | 6 | 2 | 15 |
| Second Major | NA | NA | NA | NA | NA | NA | NA | NA | NA | NA | NA | NA | NA | NA | NA | NA | NA | NA | NA | NA | 2 | 3 | 11 | 11 | 27 |
| Duplicated Total | NA | NA | NA | NA | NA | NA | NA | NA | NA | NA | NA | NA | NA | NA | NA | NA | NA | NA | NA | NA | 5 | 7 | 17 | 13 | 42 |
| Undergraduate Total | | | | | | | | | | | | | | | | | | | | | | | | | |
| First Major | 57 | 84 | 84 | 99 | 324 | 80 | 64 | 91 | 87 | 322 | 82 | 82 | 82 | 81 | 327 | 79 | 97 | 79 | 84 | 339 | 93 | 90 | 102 | 89 | 374 |
| Second Major | 0 | 7 | 16 | 19 | 42 | 5 | 6 | 10 | 21 | 42 | 9 | 18 | 10 | 15 | 52 | 9 | 12 | 16 | 14 | 51 | 13 | 15 | 30 | 29 | 87 |
| Duplicated Total | 57 | 91 | 100 | 118 | 366 | 85 | 70 | 101 | 108 | 364 | 91 | 100 | 92 | 96 | 379 | 88 | 109 | 95 | 98 | 390 | 106 | 105 | 132 | 118 | 461 |

¹ Program moved from Social Sciences to Josef Korbel School of International Studies in 2016.

Josef Korbel School of International Studies

Enrollment by Department and Major

Graduate Programs

| | Fall 2012 | | | | | Fall 2013 | | | | | Fall 2014 | | | | | Fall 2015 | | | | | Fall 2016 | | | | | | | | | |
|----------------------------|-----------|------|----|-----|-------|-----------|------|----|-----|-------|-----------|------|----|-----|-------|-----------|------|----|-----|-------|-----------|------|----|-----|-------|--|--|--|--|--|
| | ND | Cert | Ma | Doc | Total | ND | Cert | Ma | Doc | Total | ND | Cert | Ma | Doc | Total | ND | Cert | Ma | Doc | Total | ND | Cert | Ma | Doc | Total | | | | | |
| Conflict Resolution | | | | | | | | | | | | | | | | | | | | | | | | | | | | | | |
| Conflict Resolution | | | | | | | | | | | | | | | | | | | | | | | | | | | | | | |
| First Major | NA | NA | 18 | NA | 18 | NA | NA | 17 | NA | 17 | NA | NA | 14 | NA | 14 | NA | NA | 13 | NA | 13 | NA | NA | 14 | NA | 14 | | | | | |
| Second Major | NA | NA | 1 | NA | 1 | NA | NA | 0 | NA | 0 | NA | NA | 0 | NA | 0 | NA | NA | 0 | NA | 0 | NA | NA | 0 | NA | 0 | | | | | |
| Duplicated Total | NA | NA | 19 | NA | 19 | NA | NA | 17 | NA | 17 | NA | NA | 14 | NA | 14 | NA | NA | 13 | NA | 13 | NA | NA | 14 | NA | 14 | | | | | |

Josef Korbel School of International Studies
 Enrollment by Department and Major
 Graduate Programs

| | Fall 2012 | | | | | Fall 2013 | | | | | Fall 2014 | | | | | Fall 2015 | | | | | Fall 2016 | | | | |
|--|-----------|------|-----|-----|-------|-----------|------|-----|-----|-------|-----------|------|-----|-----|-------|-----------|------|-----|-----|-------|-----------|------|-----|-----|-------|
| | ND | Cert | Ma | Doc | Total | ND | Cert | Ma | Doc | Total | ND | Cert | Ma | Doc | Total | ND | Cert | Ma | Doc | Total | ND | Cert | Ma | Doc | Total |
| International Studies | | | | | | | | | | | | | | | | | | | | | | | | | |
| Global Finance, Trade and Development | | | | | | | | | | | | | | | | | | | | | | | | | |
| First Major | NA | NA | 54 | NA | 54 | NA | NA | 55 | NA | 55 | NA | NA | 55 | NA | 55 | NA | NA | 52 | NA | 52 | NA | NA | 50 | NA | 50 |
| Second Major | NA | NA | 3 | NA | 3 | NA | NA | 0 | NA | 0 | NA | NA | 0 | NA | 0 | NA | NA | 0 | NA | 0 | NA | NA | 0 | NA | 0 |
| Duplicated Total | NA | NA | 57 | NA | 57 | NA | NA | 55 | NA | 55 | NA | NA | 55 | NA | 55 | NA | NA | 52 | NA | 52 | NA | NA | 50 | NA | 50 |
| Homeland Security ¹ | | | | | | | | | | | | | | | | | | | | | | | | | |
| First Major | NA | 2 | NA | NA | 2 | NA | 1 | NA | NA | 1 | NA | 0 | NA | NA | 0 | NA | 0 | NA | NA | 0 | NA | 0 | NA | NA | 0 |
| Second Major | NA | 6 | NA | NA | 6 | NA | 0 | NA | NA | 0 | NA | 17 | NA | NA | 17 | NA | 5 | NA | NA | 5 | NA | 13 | NA | NA | 13 |
| Duplicated Total | NA | 8 | NA | NA | 8 | NA | 1 | NA | NA | 1 | NA | 17 | NA | NA | 17 | NA | 5 | NA | NA | 5 | NA | 13 | NA | NA | 13 |
| International Administration | | | | | | | | | | | | | | | | | | | | | | | | | |
| First Major | NA | NA | 18 | NA | 18 | NA | NA | 22 | NA | 22 | NA | NA | 19 | NA | 19 | NA | NA | 16 | NA | 16 | NA | NA | 15 | NA | 15 |
| Second Major | NA | NA | 0 | NA | 0 | NA | NA | 0 | NA | 0 | NA | NA | 0 | NA | 0 | NA | NA | 0 | NA | 0 | NA | NA | 1 | NA | 1 |
| Duplicated Total | NA | NA | 18 | NA | 18 | NA | NA | 22 | NA | 22 | NA | NA | 19 | NA | 19 | NA | NA | 16 | NA | 16 | NA | NA | 16 | NA | 16 |
| International Development | | | | | | | | | | | | | | | | | | | | | | | | | |
| First Major | NA | NA | 106 | NA | 106 | NA | NA | 101 | NA | 101 | NA | NA | 95 | NA | 95 | NA | NA | 81 | NA | 81 | NA | NA | 61 | NA | 61 |
| Second Major | NA | NA | 3 | NA | 3 | NA | NA | 0 | NA | 0 | NA | NA | 1 | NA | 1 | NA | NA | 2 | NA | 2 | NA | NA | 1 | NA | 1 |
| Duplicated Total | NA | NA | 109 | NA | 109 | NA | NA | 101 | NA | 101 | NA | NA | 96 | NA | 96 | NA | NA | 83 | NA | 83 | NA | NA | 62 | NA | 62 |
| International Human Rights | | | | | | | | | | | | | | | | | | | | | | | | | |
| First Major | NA | NA | 66 | NA | 66 | NA | NA | 69 | NA | 69 | NA | NA | 45 | NA | 45 | NA | NA | 49 | NA | 49 | NA | NA | 46 | NA | 46 |
| Second Major | NA | NA | 3 | NA | 3 | NA | NA | 0 | NA | 0 | NA | NA | 0 | NA | 0 | NA | NA | 1 | NA | 1 | NA | NA | 1 | NA | 1 |
| Duplicated Total | NA | NA | 69 | NA | 69 | NA | NA | 69 | NA | 69 | NA | NA | 45 | NA | 45 | NA | NA | 50 | NA | 50 | NA | NA | 47 | NA | 47 |
| International Security | | | | | | | | | | | | | | | | | | | | | | | | | |
| First Major | NA | 0 | 64 | NA | 64 | NA | 0 | 84 | NA | 84 | NA | 0 | 101 | NA | 101 | NA | 0 | 109 | NA | 109 | NA | 0 | 97 | NA | 97 |
| Second Major | NA | 0 | 1 | NA | 1 | NA | 0 | 0 | NA | 0 | NA | 0 | 1 | NA | 1 | NA | 0 | 0 | NA | 0 | NA | 0 | 3 | NA | 3 |
| Duplicated Total | NA | 0 | 65 | NA | 65 | NA | 0 | 84 | NA | 84 | NA | 0 | 102 | NA | 102 | NA | 0 | 109 | NA | 109 | NA | 0 | 100 | NA | 100 |
| International Studies | | | | | | | | | | | | | | | | | | | | | | | | | |
| First Major | 5 | 1 | 93 | 8 | 107 | 3 | 0 | 92 | 9 | 104 | 5 | 0 | 96 | 10 | 111 | 4 | 0 | 105 | 7 | 116 | 7 | 0 | 84 | 8 | 99 |
| Second Major | 0 | 34 | 3 | 0 | 37 | 0 | 0 | 0 | 0 | 0 | 0 | 40 | 5 | 0 | 45 | 0 | 26 | 2 | 0 | 28 | 0 | 26 | 2 | 0 | 28 |
| Duplicated Total | 5 | 35 | 96 | 8 | 144 | 3 | 0 | 92 | 9 | 104 | 5 | 40 | 101 | 10 | 156 | 4 | 26 | 107 | 7 | 144 | 7 | 26 | 86 | 8 | 127 |
| Total | | | | | | | | | | | | | | | | | | | | | | | | | |
| First Major | 5 | 3 | 401 | 8 | 417 | 3 | 1 | 423 | 9 | 436 | 5 | 0 | 411 | 10 | 426 | 4 | 0 | 412 | 7 | 423 | 7 | 0 | 353 | 8 | 368 |
| Second Major | 0 | 40 | 13 | 0 | 53 | 0 | 0 | 0 | 0 | 0 | 0 | 57 | 7 | 0 | 64 | 0 | 31 | 5 | 0 | 36 | 0 | 39 | 8 | 0 | 47 |
| Duplicated Total | 5 | 43 | 414 | 8 | 470 | 3 | 1 | 423 | 9 | 436 | 5 | 57 | 418 | 10 | 490 | 4 | 31 | 417 | 7 | 459 | 7 | 39 | 361 | 8 | 415 |

¹ Program discontinued in 2011.

Josef Korbel School of International Studies
 Enrollment by Department and Major
 Graduate Programs

| | Fall 2012 | | | | | Fall 2013 | | | | | Fall 2014 | | | | | Fall 2015 | | | | | Fall 2016 | | | | | | | | | |
|----------------------------|-----------|------|-----|-----|-------|-----------|------|-----|-----|-------|-----------|------|-----|-----|-------|-----------|------|-----|-----|-------|-----------|------|-----|-----|-------|----|----|-----|---|-----|
| | ND | Cert | Ma | Doc | Total | ND | Cert | Ma | Doc | Total | ND | Cert | Ma | Doc | Total | ND | Cert | Ma | Doc | Total | ND | Cert | Ma | Doc | Total | | | | | |
| Public Policy | | | | | | | | | | | | | | | | | | | | | | | | | | | | | | |
| Public Policy ² | | | | | | | | | | | | | | | | | | | | | | | | | | | | | | |
| First Major | NA | NA | NA | NA | NA | NA | NA | NA | NA | NA | NA | NA | NA | NA | NA | NA | NA | NA | NA | NA | NA | NA | 19 | NA | NA | NA | NA | 19 | | |
| Second Major | NA | NA | NA | NA | NA | NA | NA | NA | NA | NA | NA | NA | NA | NA | NA | NA | NA | NA | NA | NA | NA | NA | 2 | NA | NA | NA | NA | 2 | | |
| Duplicated Total | NA | NA | NA | NA | NA | NA | NA | NA | NA | NA | NA | NA | NA | NA | NA | NA | NA | NA | NA | NA | NA | NA | 21 | NA | NA | NA | NA | 21 | | |
| Graduate Total | | | | | | | | | | | | | | | | | | | | | | | | | | | | | | |
| First Major | 5 | 3 | 419 | 8 | 435 | 3 | 1 | 440 | 9 | 453 | 5 | 0 | 425 | 10 | 440 | 4 | 0 | 425 | 7 | 436 | 7 | 0 | 386 | 8 | 401 | 7 | 0 | 386 | 8 | 401 |
| Second Major | 0 | 40 | 14 | 0 | 54 | 0 | 0 | 0 | 0 | 0 | 0 | 57 | 7 | 0 | 64 | 0 | 31 | 5 | 0 | 36 | 0 | 39 | 10 | 0 | 49 | 0 | 39 | 10 | 0 | 49 |
| Duplicated Total | 5 | 43 | 433 | 8 | 489 | 3 | 1 | 440 | 9 | 453 | 5 | 57 | 432 | 10 | 504 | 4 | 31 | 430 | 7 | 472 | 7 | 39 | 396 | 8 | 450 | 7 | 39 | 396 | 8 | 450 |

² Program moved from Social Sciences to Josef Korbel School of International Studies in 2016.

Josef Korbel School of International Studies

Enrollment by Department

All Programs

| | Fall 2012 | | | | | | Fall 2013 | | | | | | Fall 2014 | | | | | | Fall 2015 | | | | | | Fall 2016 | | | | | |
|------------------------------|-----------|----|------|-----|-----|-------|-----------|----|------|-----|-----|-------|-----------|----|------|-----|-----|-------|-----------|----|------|-----|-----|-------|-----------|----|------|-----|-----|-------|
| | Ba | ND | Cert | Ma | Doc | Total | Ba | ND | Cert | Ma | Doc | Total | Ba | ND | Cert | Ma | Doc | Total | Ba | ND | Cert | Ma | Doc | Total | Ba | ND | Cert | Ma | Doc | Total |
| Conflict Resolution | | | | | | | | | | | | | | | | | | | | | | | | | | | | | | |
| First Major | NA | NA | NA | 18 | NA | 18 | NA | NA | NA | 17 | NA | 17 | NA | NA | NA | 14 | NA | 14 | NA | NA | NA | 13 | NA | 13 | NA | NA | NA | 14 | NA | 14 |
| Second Major | NA | NA | NA | 1 | NA | 1 | NA | NA | NA | 0 | NA | 0 | NA | NA | NA | 0 | NA | 0 | NA | NA | NA | 0 | NA | 0 | NA | NA | NA | 0 | NA | 0 |
| Duplicated Total | NA | NA | NA | 18 | NA | 18 | NA | NA | NA | 17 | NA | 17 | NA | NA | NA | 14 | NA | 14 | NA | NA | NA | 13 | NA | 13 | NA | NA | NA | 14 | NA | 14 |
| International Studies | | | | | | | | | | | | | | | | | | | | | | | | | | | | | | |
| First Major | 324 | 5 | 3 | 401 | 8 | 741 | 322 | 3 | 1 | 423 | 9 | 758 | 327 | 5 | 0 | 411 | 10 | 753 | 339 | 4 | 0 | 412 | 7 | 762 | 374 | 7 | 0 | 353 | 8 | 742 |
| Second Major | 42 | 0 | 40 | 13 | 0 | 95 | 42 | 0 | 0 | 0 | 0 | 42 | 52 | 0 | 57 | 7 | 0 | 116 | 51 | 0 | 31 | 5 | 0 | 87 | 87 | 0 | 39 | 8 | 0 | 134 |
| Duplicated Total | 366 | 5 | 43 | 414 | 8 | 836 | 364 | 3 | 1 | 423 | 9 | 800 | 379 | 5 | 57 | 418 | 10 | 869 | 390 | 4 | 31 | 417 | 7 | 849 | 461 | 7 | 39 | 361 | 8 | 876 |
| Public Policy | | | | | | | | | | | | | | | | | | | | | | | | | | | | | | |
| First Major | NA | NA | NA | NA | NA | NA | NA | NA | NA | NA | NA | NA | NA | NA | NA | NA | NA | NA | NA | NA | NA | NA | NA | NA | 15 | NA | NA | 19 | NA | 34 |
| Second Major | NA | NA | NA | NA | NA | NA | NA | NA | NA | NA | NA | NA | NA | NA | NA | NA | NA | NA | NA | NA | NA | NA | NA | NA | 27 | NA | NA | 2 | NA | 29 |
| Duplicated Total | NA | NA | NA | NA | NA | NA | NA | NA | NA | NA | NA | NA | NA | NA | NA | NA | NA | NA | NA | NA | NA | NA | NA | NA | 42 | NA | NA | 21 | NA | 63 |
| Grand Total | | | | | | | | | | | | | | | | | | | | | | | | | | | | | | |
| First Major | 324 | 5 | 3 | 419 | 8 | 759 | 322 | 3 | 1 | 440 | 9 | 775 | 327 | 5 | 0 | 425 | 10 | 767 | 339 | 4 | 0 | 425 | 7 | 775 | 389 | 7 | 0 | 386 | 8 | 790 |
| Second Major | 42 | 0 | 40 | 14 | 0 | 96 | 42 | 0 | 0 | 0 | 0 | 42 | 52 | 0 | 57 | 7 | 0 | 116 | 51 | 0 | 31 | 5 | 0 | 87 | 114 | 0 | 39 | 10 | 0 | 163 |
| Duplicated Total | 366 | 5 | 43 | 433 | 8 | 855 | 364 | 3 | 1 | 440 | 9 | 817 | 379 | 5 | 57 | 432 | 10 | 883 | 390 | 4 | 31 | 430 | 7 | 862 | 503 | 7 | 39 | 396 | 8 | 953 |

Morridge College of Education
 Enrollment by Department and Major
 Graduate Programs

| | Fall 2012 | | | | | Fall 2013 | | | | | Fall 2014 | | | | | Fall 2015 | | | | | Fall 2016 | | | | |
|---|-----------|------|-----|-----|-------|-----------|------|-----|-----|-------|-----------|------|-----|-----|-------|-----------|------|-----|-----|-------|-----------|------|-----|-----|-------|
| | ND | Cert | Ma | Doc | Total | ND | Cert | Ma | Doc | Total | ND | Cert | Ma | Doc | Total | ND | Cert | Ma | Doc | Total | ND | Cert | Ma | Doc | Total |
| Counseling Psychology | | | | | | | | | | | | | | | | | | | | | | | | | |
| Counseling Psychology | | | | | | | | | | | | | | | | | | | | | | | | | |
| First Major | NA | NA | 86 | 35 | 121 | NA | NA | 94 | 34 | 128 | NA | NA | 104 | 33 | 137 | NA | NA | 97 | 41 | 138 | NA | NA | 100 | 40 | 140 |
| Second Major | NA | NA | 1 | 0 | 1 | NA | NA | 1 | 0 | 1 | NA | NA | 0 | 0 | 0 | NA | NA | 0 | 0 | 0 | NA | NA | 0 | 0 | 0 |
| Duplicated Total | NA | NA | 87 | 35 | 122 | NA | NA | 95 | 34 | 129 | NA | NA | 104 | 33 | 137 | NA | NA | 97 | 41 | 138 | NA | NA | 100 | 40 | 140 |
| Education General | | | | | | | | | | | | | | | | | | | | | | | | | |
| Non-degree Education | | | | | | | | | | | | | | | | | | | | | | | | | |
| First Major | 3 | NA | NA | NA | 3 | 10 | NA | NA | NA | 10 | 6 | NA | NA | NA | 6 | 9 | NA | NA | NA | 9 | 8 | NA | NA | NA | 8 |
| Second Major | 0 | NA | NA | NA | 0 | 1 | NA | NA | NA | 1 | 2 | NA | NA | NA | 2 | 1 | NA | NA | NA | 1 | 2 | NA | NA | NA | 2 |
| Duplicated Total | 3 | NA | NA | NA | 3 | 11 | NA | NA | NA | 11 | 8 | NA | NA | NA | 8 | 10 | NA | NA | NA | 10 | 10 | NA | NA | NA | 10 |
| Education Leadership and Policy Studies | | | | | | | | | | | | | | | | | | | | | | | | | |
| Education Leadership and Policy Studies | | | | | | | | | | | | | | | | | | | | | | | | | |
| First Major | NA | 53 | 43 | 59 | 155 | NA | 62 | 37 | 59 | 158 | NA | 57 | 41 | 60 | 158 | NA | 36 | 71 | 60 | 167 | NA | 40 | 72 | 60 | 172 |
| Second Major | NA | 30 | 0 | 0 | 30 | NA | 23 | 1 | 0 | 24 | NA | 9 | 1 | 0 | 10 | NA | 29 | 1 | 0 | 30 | NA | 41 | 1 | 1 | 43 |
| Duplicated Total | NA | 83 | 43 | 59 | 185 | NA | 85 | 38 | 59 | 182 | NA | 66 | 42 | 60 | 168 | NA | 65 | 72 | 60 | 197 | NA | 81 | 73 | 61 | 215 |
| Higher Education | | | | | | | | | | | | | | | | | | | | | | | | | |
| Higher Education | | | | | | | | | | | | | | | | | | | | | | | | | |
| First Major | NA | NA | 43 | 37 | 80 | NA | NA | 43 | 41 | 84 | NA | NA | 54 | 45 | 99 | NA | NA | 59 | 49 | 108 | NA | NA | 56 | 55 | 111 |
| Second Major | NA | NA | 0 | 0 | 0 | NA | NA | 0 | 0 | 0 | NA | NA | 0 | 0 | 0 | NA | NA | 0 | 0 | 0 | NA | NA | 0 | 0 | 0 |
| Duplicated Total | NA | NA | 43 | 37 | 80 | NA | NA | 43 | 41 | 84 | NA | NA | 54 | 45 | 99 | NA | NA | 59 | 49 | 108 | NA | NA | 56 | 55 | 111 |
| Research Methods and Information Science | | | | | | | | | | | | | | | | | | | | | | | | | |
| Research Methods and Statistics | | | | | | | | | | | | | | | | | | | | | | | | | |
| First Major | NA | NA | 11 | 23 | 34 | NA | NA | 9 | 27 | 36 | NA | NA | 10 | 31 | 41 | NA | NA | 18 | 37 | 55 | NA | NA | 17 | 47 | 64 |
| Second Major | NA | NA | 1 | 0 | 1 | NA | NA | 1 | 0 | 1 | NA | NA | 1 | 0 | 1 | NA | NA | 0 | 0 | 0 | NA | NA | 0 | 0 | 0 |
| Duplicated Total | NA | NA | 12 | 23 | 35 | NA | NA | 10 | 27 | 37 | NA | NA | 11 | 31 | 42 | NA | NA | 18 | 37 | 55 | NA | NA | 17 | 47 | 64 |
| Library and Information Science | | | | | | | | | | | | | | | | | | | | | | | | | |
| First Major | NA | 0 | 111 | 0 | 111 | NA | 0 | 104 | 0 | 104 | NA | 0 | 81 | 0 | 81 | NA | 0 | 91 | 0 | 91 | NA | 0 | 89 | 0 | 89 |
| Second Major | NA | 0 | 0 | 0 | 0 | NA | 0 | 0 | 0 | 0 | NA | 0 | 0 | 0 | 0 | NA | 0 | 1 | 0 | 1 | NA | 0 | 1 | 0 | 1 |
| Duplicated Total | NA | 0 | 111 | 0 | 111 | NA | 0 | 104 | 0 | 104 | NA | 0 | 81 | 0 | 81 | NA | 0 | 92 | 0 | 92 | NA | 0 | 90 | 0 | 90 |
| Total | | | | | | | | | | | | | | | | | | | | | | | | | |
| First Major | NA | 0 | 122 | 23 | 145 | NA | 0 | 113 | 27 | 140 | NA | 0 | 91 | 31 | 122 | NA | 0 | 109 | 37 | 146 | NA | 0 | 106 | 47 | 153 |
| Second Major | NA | 0 | 1 | 0 | 1 | NA | 0 | 1 | 0 | 1 | NA | 0 | 1 | 0 | 1 | NA | 0 | 1 | 0 | 1 | NA | 0 | 1 | 0 | 1 |
| Duplicated Total | NA | 0 | 123 | 23 | 146 | NA | 0 | 114 | 27 | 141 | NA | 0 | 92 | 31 | 123 | NA | 0 | 110 | 37 | 147 | NA | 0 | 107 | 47 | 154 |

Morgridge College of Education
 Enrollment by Department and Major
 Graduate Programs

| | Fall 2012 | | | | | Fall 2013 | | | | | Fall 2014 | | | | | Fall 2015 | | | | | Fall 2016 | | | | |
|--|-----------|------|-----|-----|-------|-----------|------|-----|-----|-------|-----------|------|-----|-----|-------|-----------|------|-----|-----|-------|-----------|------|-----|-----|-------|
| | ND | Cert | Ma | Doc | Total | ND | Cert | Ma | Doc | Total | ND | Cert | Ma | Doc | Total | ND | Cert | Ma | Doc | Total | ND | Cert | Ma | Doc | Total |
| Teaching and Learning Sciences | | | | | | | | | | | | | | | | | | | | | | | | | |
| Child, Family, and School Psychology ¹ | | | | | | | | | | | | | | | | | | | | | | | | | |
| First Major | NA | 0 | 51 | 20 | 71 | NA | 0 | 50 | 20 | 70 | NA | 0 | 63 | 20 | 83 | NA | 0 | 61 | 18 | 79 | NA | 0 | 67 | 24 | 91 |
| Second Major | NA | 6 | 0 | 0 | 6 | NA | 3 | 0 | 0 | 3 | NA | 1 | 0 | 0 | 1 | NA | 1 | 0 | 0 | 1 | NA | 1 | 1 | 0 | 2 |
| Duplicated Total | NA | 6 | 51 | 20 | 77 | NA | 3 | 50 | 20 | 73 | NA | 1 | 63 | 20 | 84 | NA | 1 | 61 | 18 | 80 | NA | 1 | 68 | 24 | 93 |
| Curriculum and Instruction | | | | | | | | | | | | | | | | | | | | | | | | | |
| First Major | NA | 9 | 157 | 63 | 229 | NA | 13 | 162 | 73 | 248 | NA | 0 | 24 | 79 | 103 | NA | 0 | 11 | 79 | 90 | NA | 0 | 11 | 74 | 85 |
| Second Major | NA | 2 | 27 | 0 | 29 | NA | 81 | 18 | 0 | 99 | NA | 15 | 1 | 0 | 16 | NA | 1 | 0 | 1 | 2 | NA | 2 | 0 | 0 | 2 |
| Duplicated Total | NA | 11 | 184 | 63 | 258 | NA | 94 | 180 | 73 | 347 | NA | 15 | 25 | 79 | 119 | NA | 1 | 11 | 80 | 92 | NA | 2 | 11 | 74 | 87 |
| Curriculum, Instruction, & Teaching | | | | | | | | | | | | | | | | | | | | | | | | | |
| First Major | NA | NA | NA | NA | NA | NA | 0 | 1 | NA | NA | NA | 0 | 107 | NA | NA | NA | 0 | 110 | NA | 110 | NA | 1 | 84 | NA | 85 |
| Second Major | NA | NA | NA | NA | NA | NA | 0 | 0 | NA | NA | NA | 53 | 10 | NA | NA | NA | 3 | 22 | NA | 25 | NA | 47 | 16 | NA | 63 |
| Duplicated Total | NA | NA | NA | NA | NA | NA | NA | NA | NA | NA | NA | NA | NA | NA | NA | NA | 3 | 132 | NA | 135 | NA | 48 | 100 | NA | 148 |
| Early Childhood Special Education | | | | | | | | | | | | | | | | | | | | | | | | | |
| First Major | NA | 0 | 4 | 0 | 4 | NA | 0 | 10 | 0 | 10 | NA | 0 | 16 | 0 | 16 | NA | 3 | 15 | 0 | 18 | NA | 4 | 19 | 0 | 23 |
| Second Major | NA | 0 | 0 | 0 | 0 | NA | 0 | 0 | 0 | 0 | NA | 0 | 0 | 0 | 0 | NA | 0 | 0 | 0 | 0 | NA | 1 | 1 | 0 | 2 |
| Duplicated Total | NA | 0 | 4 | 0 | 4 | NA | 0 | 10 | 0 | 10 | NA | 0 | 16 | 0 | 16 | NA | 3 | 15 | 0 | 18 | NA | 5 | 20 | 0 | 25 |
| Total | | | | | | | | | | | | | | | | | | | | | | | | | |
| First Major | NA | 9 | 212 | 83 | 233 | NA | 13 | 223 | 93 | 258 | NA | 0 | 210 | 99 | 119 | NA | 3 | 197 | 97 | 108 | NA | 5 | 181 | 98 | 284 |
| Second Major | NA | 8 | 27 | 0 | 29 | NA | 84 | 18 | 0 | 99 | NA | 69 | 11 | 0 | 16 | NA | 5 | 22 | 1 | 2 | NA | 51 | 18 | 0 | 69 |
| Duplicated Total | NA | 17 | 239 | 83 | 262 | NA | 97 | 241 | 93 | 357 | NA | 69 | 221 | 99 | 135 | NA | 8 | 219 | 98 | 110 | NA | 56 | 199 | 98 | 353 |
| Graduate Total | | | | | | | | | | | | | | | | | | | | | | | | | |
| First Major | 3 | 62 | 506 | 237 | 808 | 10 | 75 | 510 | 254 | 849 | 6 | 57 | 500 | 268 | 831 | 9 | 39 | 533 | 284 | 865 | 8 | 45 | 515 | 300 | 868 |
| Second Major | 0 | 38 | 29 | 0 | 67 | 1 | 107 | 21 | 0 | 129 | 2 | 78 | 13 | 0 | 93 | 1 | 34 | 24 | 1 | 60 | 2 | 92 | 20 | 1 | 115 |
| Duplicated Total | 3 | 100 | 535 | 237 | 875 | 11 | 182 | 531 | 254 | 978 | 8 | 135 | 513 | 268 | 924 | 10 | 73 | 557 | 285 | 925 | 10 | 137 | 535 | 301 | 983 |

¹ EdS students are counted as Master's students.

Natural Sciences & Mathematics
 Enrollment by Department and Major
 Undergraduate Programs

| | Fall 2012 | | | | | Fall 2013 | | | | | Fall 2014 | | | | | Fall 2015 | | | | | Fall 2016 | | | | |
|----------------------------|-----------|-----|-----|-----|-------|-----------|-----|-----|-----|-------|-----------|-----|----|-----|-------|-----------|-----|-----|-----|-------|-----------|-----|-----|-----|-------|
| | FY | So | Jr | Sr | Total | FY | So | Jr | Sr | Total | FY | So | Jr | Sr | Total | FY | So | Jr | Sr | Total | FY | So | Jr | Sr | Total |
| Biological Sciences | | | | | | | | | | | | | | | | | | | | | | | | | |
| Biological Sciences | | | | | | | | | | | | | | | | | | | | | | | | | |
| First Major | 151 | 95 | 76 | 75 | 397 | 177 | 109 | 85 | 72 | 443 | 134 | 133 | 86 | 78 | 431 | 144 | 111 | 84 | 88 | 427 | 129 | 91 | 81 | 87 | 388 |
| Second Major | 3 | 3 | 7 | 9 | 22 | 6 | 7 | 3 | 16 | 32 | 10 | 4 | 3 | 12 | 29 | 10 | 14 | 2 | 6 | 32 | 1 | 8 | 11 | 6 | 26 |
| Duplicated Total | 154 | 98 | 83 | 84 | 419 | 183 | 116 | 88 | 88 | 475 | 144 | 137 | 89 | 90 | 460 | 154 | 125 | 86 | 94 | 459 | 130 | 99 | 92 | 93 | 414 |
| Ecology and Biodiversity | | | | | | | | | | | | | | | | | | | | | | | | | |
| First Major | 5 | 1 | 6 | 4 | 16 | 2 | 2 | 4 | 4 | 12 | 0 | 4 | 4 | 5 | 13 | 6 | 5 | 6 | 4 | 21 | 3 | 7 | 5 | 10 | 25 |
| Second Major | 0 | 0 | 1 | 3 | 4 | 0 | 1 | 0 | 2 | 3 | 1 | 0 | 1 | 0 | 2 | 0 | 0 | 0 | 1 | 1 | 0 | 0 | 1 | 0 | 1 |
| Duplicated Total | 5 | 1 | 7 | 7 | 20 | 2 | 3 | 4 | 6 | 15 | 1 | 4 | 5 | 5 | 15 | 6 | 5 | 6 | 5 | 22 | 3 | 7 | 6 | 10 | 26 |
| Integrated Sciences | | | | | | | | | | | | | | | | | | | | | | | | | |
| First Major | 5 | 4 | 5 | 6 | 20 | 0 | 2 | 9 | 5 | 16 | 0 | 3 | 2 | 2 | 7 | 1 | 3 | 4 | 2 | 10 | 1 | 1 | 1 | 6 | 9 |
| Second Major | 0 | 0 | 2 | 3 | 5 | 0 | 0 | 1 | 2 | 3 | 1 | 0 | 0 | 1 | 2 | 0 | 0 | 0 | 1 | 1 | 0 | 0 | 0 | 0 | 0 |
| Duplicated Total | 5 | 4 | 7 | 9 | 25 | 0 | 2 | 10 | 7 | 19 | 1 | 3 | 2 | 3 | 9 | 1 | 3 | 4 | 3 | 11 | 1 | 1 | 1 | 6 | 9 |
| Molecular Biology | | | | | | | | | | | | | | | | | | | | | | | | | |
| First Major | 7 | 13 | 15 | 16 | 51 | 4 | 5 | 10 | 18 | 37 | 12 | 5 | 3 | 14 | 34 | 24 | 9 | 8 | 8 | 49 | 11 | 21 | 11 | 10 | 53 |
| Second Major | 0 | 2 | 0 | 5 | 7 | 0 | 1 | 0 | 1 | 2 | 1 | 0 | 0 | 0 | 1 | 0 | 1 | 0 | 3 | 4 | 0 | 0 | 0 | 1 | 1 |
| Duplicated Total | 7 | 15 | 15 | 21 | 58 | 4 | 6 | 10 | 19 | 39 | 13 | 5 | 3 | 14 | 35 | 24 | 10 | 8 | 11 | 53 | 11 | 21 | 11 | 11 | 54 |
| Total | | | | | | | | | | | | | | | | | | | | | | | | | |
| First Major | 168 | 113 | 102 | 101 | 484 | 183 | 118 | 108 | 99 | 508 | 146 | 145 | 95 | 99 | 485 | 175 | 128 | 102 | 102 | 507 | 144 | 120 | 98 | 113 | 475 |
| Second Major | 3 | 5 | 10 | 20 | 38 | 6 | 9 | 4 | 21 | 40 | 13 | 4 | 4 | 13 | 34 | 10 | 15 | 2 | 11 | 38 | 1 | 8 | 12 | 7 | 28 |
| Duplicated Total | 171 | 118 | 112 | 121 | 522 | 189 | 127 | 112 | 120 | 548 | 159 | 149 | 99 | 112 | 519 | 185 | 143 | 104 | 113 | 545 | 145 | 128 | 110 | 120 | 503 |

Natural Sciences & Mathematics
 Enrollment by Department and Major
 Undergraduate Programs

| | Fall 2012 | | | | | Fall 2013 | | | | | Fall 2014 | | | | | Fall 2015 | | | | | Fall 2016 | | | | |
|-----------------------------------|-----------|----|----|----|-------|-----------|----|----|----|-------|-----------|----|----|----|-------|-----------|----|----|----|-------|-----------|----|----|----|-------|
| | FY | So | Jr | Sr | Total | FY | So | Jr | Sr | Total | FY | So | Jr | Sr | Total | FY | So | Jr | Sr | Total | FY | So | Jr | Sr | Total |
| Chemistry and Biochemistry | | | | | | | | | | | | | | | | | | | | | | | | | |
| Biochemistry | | | | | | | | | | | | | | | | | | | | | | | | | |
| First Major | 23 | 18 | 19 | 8 | 68 | 25 | 24 | 14 | 11 | 74 | 25 | 25 | 22 | 15 | 87 | 45 | 20 | 20 | 26 | 111 | 23 | 37 | 17 | 18 | 95 |
| Second Major | 1 | 1 | 1 | 0 | 3 | 0 | 0 | 1 | 2 | 3 | 1 | 0 | 0 | 0 | 1 | 2 | 1 | 2 | 1 | 6 | 1 | 0 | 0 | 3 | 4 |
| Duplicated Total | 24 | 19 | 20 | 8 | 71 | 25 | 24 | 15 | 13 | 77 | 26 | 25 | 22 | 15 | 88 | 47 | 21 | 22 | 27 | 117 | 24 | 37 | 17 | 21 | 99 |
| Chemistry | | | | | | | | | | | | | | | | | | | | | | | | | |
| First Major | 14 | 11 | 11 | 11 | 47 | 7 | 13 | 13 | 17 | 50 | 17 | 7 | 15 | 16 | 55 | 11 | 10 | 8 | 17 | 46 | 21 | 7 | 8 | 12 | 48 |
| Second Major | 1 | 1 | 1 | 3 | 6 | 0 | 1 | 1 | 2 | 4 | 2 | 2 | 3 | 2 | 9 | 2 | 2 | 3 | 5 | 12 | 1 | 6 | 1 | 0 | 8 |
| Duplicated Total | 15 | 12 | 12 | 14 | 53 | 7 | 14 | 14 | 19 | 54 | 19 | 9 | 18 | 18 | 64 | 13 | 12 | 11 | 22 | 58 | 22 | 13 | 9 | 12 | 56 |
| Environmental Chemistry | | | | | | | | | | | | | | | | | | | | | | | | | |
| First Major | 1 | 0 | 2 | 1 | 4 | 2 | 1 | 0 | 2 | 5 | 3 | 1 | 1 | 0 | 5 | 1 | 3 | 1 | 1 | 6 | 0 | 0 | 3 | 3 | 6 |
| Second Major | 0 | 0 | 0 | 0 | 0 | 0 | 0 | 0 | 0 | 0 | 1 | 0 | 0 | 0 | 1 | 0 | 0 | 0 | 0 | 0 | 0 | 0 | 0 | 1 | 1 |
| Duplicated Total | 1 | 0 | 2 | 1 | 4 | 2 | 1 | 0 | 2 | 5 | 4 | 1 | 1 | 0 | 6 | 1 | 3 | 1 | 1 | 6 | 0 | 0 | 3 | 4 | 7 |
| Total | | | | | | | | | | | | | | | | | | | | | | | | | |
| First Major | 38 | 29 | 32 | 20 | 119 | 34 | 38 | 27 | 30 | 129 | 45 | 33 | 38 | 31 | 147 | 57 | 33 | 29 | 44 | 163 | 44 | 44 | 28 | 33 | 149 |
| Second Major | 2 | 2 | 2 | 3 | 9 | 0 | 1 | 2 | 4 | 7 | 4 | 2 | 3 | 2 | 11 | 4 | 3 | 5 | 6 | 18 | 2 | 6 | 1 | 4 | 13 |
| Duplicated Total | 40 | 31 | 34 | 23 | 128 | 34 | 39 | 29 | 34 | 136 | 49 | 35 | 41 | 33 | 158 | 61 | 36 | 34 | 50 | 181 | 46 | 50 | 29 | 37 | 162 |
| Geography | | | | | | | | | | | | | | | | | | | | | | | | | |
| Environmental Science | | | | | | | | | | | | | | | | | | | | | | | | | |
| First Major | 22 | 30 | 18 | 11 | 81 | 42 | 27 | 21 | 20 | 110 | 48 | 27 | 24 | 21 | 120 | 29 | 30 | 18 | 22 | 99 | 28 | 30 | 23 | 17 | 98 |
| Second Major | 0 | 3 | 3 | 3 | 9 | 0 | 1 | 3 | 6 | 10 | 0 | 0 | 1 | 4 | 5 | 1 | 3 | 0 | 1 | 5 | 1 | 4 | 0 | 1 | 6 |
| Duplicated Total | 22 | 33 | 21 | 14 | 90 | 42 | 28 | 24 | 26 | 120 | 48 | 27 | 25 | 25 | 125 | 30 | 33 | 18 | 23 | 104 | 29 | 34 | 23 | 18 | 104 |
| Geography | | | | | | | | | | | | | | | | | | | | | | | | | |
| First Major | 5 | 12 | 10 | 12 | 39 | 5 | 13 | 16 | 13 | 47 | 5 | 11 | 17 | 21 | 54 | 9 | 13 | 12 | 20 | 54 | 3 | 13 | 20 | 16 | 52 |
| Second Major | 0 | 5 | 7 | 4 | 16 | 1 | 1 | 8 | 11 | 21 | 0 | 3 | 5 | 13 | 21 | 0 | 4 | 4 | 4 | 12 | 0 | 1 | 1 | 8 | 10 |
| Duplicated Total | 5 | 17 | 17 | 16 | 55 | 6 | 14 | 24 | 24 | 68 | 5 | 14 | 22 | 34 | 75 | 9 | 17 | 16 | 24 | 66 | 3 | 14 | 21 | 24 | 62 |
| Total | | | | | | | | | | | | | | | | | | | | | | | | | |
| First Major | 27 | 42 | 28 | 23 | 120 | 47 | 40 | 37 | 33 | 157 | 53 | 38 | 41 | 42 | 174 | 38 | 43 | 30 | 42 | 153 | 31 | 43 | 43 | 33 | 150 |
| Second Major | 0 | 8 | 10 | 7 | 25 | 1 | 2 | 11 | 17 | 31 | 0 | 3 | 6 | 17 | 26 | 1 | 7 | 4 | 5 | 17 | 1 | 5 | 1 | 9 | 16 |
| Duplicated Total | 27 | 50 | 38 | 30 | 145 | 48 | 42 | 48 | 50 | 188 | 53 | 41 | 47 | 59 | 200 | 39 | 50 | 34 | 47 | 170 | 32 | 48 | 44 | 42 | 166 |

Natural Sciences & Mathematics
 Enrollment by Department and Major
 Undergraduate Programs

| | Fall 2012 | | | | | Fall 2013 | | | | | Fall 2014 | | | | | Fall 2015 | | | | | Fall 2016 | | | | |
|---------------------------------|-----------|-----|-----|-----|-------|-----------|-----|-----|-----|-------|-----------|-----|-----|-----|-------|-----------|-----|-----|-----|-------|-----------|-----|-----|-----|-------|
| | FY | So | Jr | Sr | Total | FY | So | Jr | Sr | Total | FY | So | Jr | Sr | Total | FY | So | Jr | Sr | Total | FY | So | Jr | Sr | Total |
| Mathematics | | | | | | | | | | | | | | | | | | | | | | | | | |
| Mathematics | | | | | | | | | | | | | | | | | | | | | | | | | |
| First Major | 13 | 17 | 19 | 19 | 68 | 11 | 23 | 19 | 18 | 71 | 20 | 15 | 15 | 20 | 70 | 20 | 15 | 15 | 20 | 70 | 15 | 22 | 18 | 14 | 69 |
| Second Major | 0 | 6 | 9 | 7 | 22 | 1 | 5 | 8 | 10 | 24 | 2 | 3 | 4 | 15 | 24 | 2 | 3 | 4 | 15 | 24 | 1 | 3 | 6 | 7 | 17 |
| Duplicated Total | 13 | 23 | 28 | 26 | 90 | 12 | 28 | 27 | 28 | 95 | 22 | 18 | 19 | 35 | 94 | 22 | 18 | 19 | 35 | 94 | 16 | 25 | 24 | 21 | 86 |
| Natural Sciences General | | | | | | | | | | | | | | | | | | | | | | | | | |
| Undeclared - NSM | | | | | | | | | | | | | | | | | | | | | | | | | |
| First Major | 1 | 1 | 0 | 0 | 2 | 7 | 1 | 0 | 1 | 9 | 0 | 2 | 0 | 0 | 2 | 0 | 2 | 0 | 0 | 2 | 22 | 1 | 0 | 0 | 23 |
| Second Major | 0 | 0 | 0 | 0 | 0 | 0 | 0 | 0 | 0 | 0 | 0 | 0 | 0 | 0 | 0 | 0 | 0 | 0 | 0 | 0 | 0 | 0 | 0 | 0 | 0 |
| Duplicated Total | 1 | 1 | 0 | 0 | 2 | 7 | 1 | 0 | 1 | 9 | 0 | 2 | 0 | 0 | 2 | 0 | 2 | 0 | 0 | 2 | 22 | 1 | 0 | 0 | 23 |
| Physics and Astronomy | | | | | | | | | | | | | | | | | | | | | | | | | |
| Physics | | | | | | | | | | | | | | | | | | | | | | | | | |
| First Major | 19 | 7 | 4 | 9 | 39 | 18 | 10 | 8 | 4 | 40 | 13 | 7 | 9 | 11 | 40 | 13 | 7 | 9 | 11 | 40 | 12 | 9 | 7 | 11 | 39 |
| Second Major | 1 | 1 | 2 | 5 | 9 | 4 | 3 | 3 | 3 | 13 | 2 | 3 | 4 | 4 | 13 | 2 | 3 | 4 | 4 | 13 | 0 | 2 | 1 | 4 | 7 |
| Duplicated Total | 20 | 8 | 6 | 14 | 48 | 22 | 13 | 11 | 7 | 53 | 15 | 10 | 13 | 15 | 53 | 15 | 10 | 13 | 15 | 53 | 12 | 11 | 8 | 15 | 46 |
| Undergraduate Total | | | | | | | | | | | | | | | | | | | | | | | | | |
| First Major | 266 | 209 | 185 | 172 | 832 | 300 | 230 | 199 | 185 | 914 | 277 | 240 | 198 | 203 | 918 | 303 | 228 | 185 | 219 | 935 | 268 | 239 | 194 | 204 | 905 |
| Second Major | 6 | 22 | 33 | 42 | 103 | 12 | 20 | 28 | 55 | 115 | 21 | 15 | 21 | 51 | 108 | 19 | 31 | 19 | 41 | 110 | 5 | 24 | 21 | 31 | 81 |
| Duplicated Total | 272 | 231 | 218 | 214 | 935 | 312 | 250 | 227 | 240 | 1,029 | 298 | 255 | 219 | 254 | 1,026 | 322 | 259 | 204 | 260 | 1,045 | 273 | 263 | 215 | 235 | 986 |

Natural Sciences & Mathematics
 Enrollment by Department and Major
 Graduate Programs

| | Fall 2012 | | | Fall 2013 | | | Fall 2014 | | | Fall 2015 | | | Fall 2016 | | |
|-----------------------------------|-----------|-----|-------|-----------|-----|-------|-----------|-----|-------|-----------|-----|-------|-----------|-----|-------|
| | Ma | Doc | Total | Ma | Doc | Total | Ma | Doc | Total | Ma | Doc | Total | Ma | Doc | Total |
| Biological Science | | | | | | | | | | | | | | | |
| Biological Sciences | | | | | | | | | | | | | | | |
| First Major | 8 | 16 | 24 | 9 | 13 | 22 | 11 | 12 | 23 | 7 | 18 | 25 | 14 | 11 | 25 |
| Second Major | 2 | 0 | 2 | 0 | 0 | 0 | 0 | 0 | 0 | 0 | 0 | 0 | 1 | 0 | 1 |
| Duplicated Total | 10 | 16 | 26 | 9 | 13 | 22 | 11 | 12 | 23 | 7 | 18 | 25 | 15 | 11 | 26 |
| Chemistry and Biochemistry | | | | | | | | | | | | | | | |
| Chemistry | | | | | | | | | | | | | | | |
| First Major | 7 | 24 | 31 | 4 | 19 | 23 | 1 | 21 | 22 | 4 | 22 | 26 | 6 | 17 | 23 |
| Second Major | 0 | 0 | 0 | 0 | 0 | 0 | 1 | 0 | 1 | 0 | 0 | 0 | 0 | 1 | 1 |
| Duplicated Total | 7 | 24 | 31 | 4 | 19 | 23 | 2 | 21 | 23 | 4 | 22 | 26 | 6 | 18 | 24 |
| Geography | | | | | | | | | | | | | | | |
| Geography | | | | | | | | | | | | | | | |
| First Major | 8 | 11 | 19 | 6 | 8 | 14 | 8 | 6 | 14 | 6 | 5 | 11 | 5 | 5 | 10 |
| Second Major | 1 | 0 | 1 | 1 | 0 | 1 | 0 | 0 | 0 | 0 | 0 | 0 | 0 | 0 | 0 |
| Duplicated Total | 9 | 11 | 20 | 7 | 8 | 15 | 8 | 6 | 14 | 6 | 5 | 11 | 5 | 5 | 10 |
| Geographic Information Science | | | | | | | | | | | | | | | |
| First Major | 39 | NA | 39 | 28 | NA | 28 | 41 | NA | 41 | 44 | NA | 44 | 35 | NA | 35 |
| Second Major | 1 | NA | 1 | 1 | NA | 1 | 1 | NA | 1 | 0 | NA | 0 | 0 | NA | 0 |
| Duplicated Total | 40 | NA | 40 | 29 | NA | 29 | 42 | NA | 42 | 44 | NA | 44 | 35 | NA | 35 |
| Total | | | | | | | | | | | | | | | |
| First Major | 47 | 11 | 58 | 34 | 8 | 42 | 49 | 6 | 55 | 50 | 5 | 55 | 40 | 5 | 45 |
| Second Major | 2 | 0 | 2 | 2 | 0 | 2 | 1 | 0 | 1 | 0 | 0 | 0 | 0 | 0 | 0 |
| Duplicated Total | 49 | 11 | 60 | 36 | 8 | 44 | 50 | 6 | 56 | 50 | 5 | 55 | 40 | 5 | 45 |
| Mathematics | | | | | | | | | | | | | | | |
| Mathematics | | | | | | | | | | | | | | | |
| First Major | 4 | 18 | 22 | 4 | 19 | 23 | 7 | 22 | 29 | 6 | 21 | 27 | 4 | 24 | 28 |
| Second Major | 2 | 0 | 2 | 4 | 0 | 4 | 3 | 0 | 3 | 3 | 0 | 3 | 4 | 0 | 4 |
| Duplicated Total | 6 | 18 | 24 | 8 | 19 | 27 | 10 | 22 | 32 | 9 | 21 | 30 | 8 | 24 | 32 |
| Natural Sciences General | | | | | | | | | | | | | | | |
| Molecular and Cellular Biophysics | | | | | | | | | | | | | | | |
| First Major | NA | 7 | 7 | NA | 10 | 10 | NA | 8 | 8 | NA | 10 | 10 | NA | 10 | 10 |
| Second Major | NA | 0 | 0 | NA | 0 | 0 | NA | 0 | 0 | NA | 0 | 0 | NA | 0 | 0 |
| Duplicated Total | NA | 7 | 7 | NA | 10 | 10 | NA | 8 | 8 | NA | 10 | 10 | NA | 10 | 10 |

Natural Sciences & Mathematics
 Enrollment by Department and Major
 Graduate Programs

| | Fall 2012 | | | Fall 2013 | | | Fall 2014 | | | Fall 2015 | | | Fall 2016 | | |
|------------------------------|-----------|-----|-------|-----------|-----|-------|-----------|-----|-------|-----------|-----|-------|-----------|-----|-------|
| | Ma | Doc | Total | Ma | Doc | Total | Ma | Doc | Total | Ma | Doc | Total | Ma | Doc | Total |
| Physics and Astronomy | | | | | | | | | | | | | | | |
| Physics | | | | | | | | | | | | | | | |
| First Major | 1 | 13 | 14 | 0 | 13 | 13 | 0 | 12 | 12 | 0 | 8 | 8 | 0 | 9 | 9 |
| Second Major | 0 | 0 | 0 | 0 | 0 | 0 | 0 | 0 | 0 | 0 | 0 | 0 | 0 | 0 | 0 |
| Duplicated Total | 1 | 13 | 14 | 0 | 13 | 13 | 0 | 12 | 12 | 0 | 8 | 8 | 0 | 9 | 9 |
| Graduate Total | | | | | | | | | | | | | | | |
| First Major | 67 | 89 | 156 | 51 | 82 | 133 | 68 | 81 | 149 | 67 | 84 | 151 | 64 | 76 | 140 |
| Second Major | 6 | 0 | 6 | 6 | 0 | 6 | 5 | 0 | 5 | 3 | 0 | 3 | 5 | 1 | 6 |
| Duplicated Total | 73 | 89 | 162 | 57 | 82 | 139 | 73 | 81 | 154 | 70 | 84 | 154 | 69 | 77 | 146 |

Natural Sciences & Mathematics

Enrollment by Department

All Programs

| | Fall 2012 | | | | Fall 2013 | | | | Fall 2014 | | | | Fall 2015 | | | | Fall 2016 | | | |
|-----------------------------------|-----------|----|-----|-------|-----------|----|-----|-------|-----------|----|-----|-------|-----------|----|-----|-------|-----------|----|-----|-------|
| | Ba | Ma | Doc | Total | Ba | Ma | Doc | Total | Ba | Ma | Doc | Total | Ba | Ma | Doc | Total | Ba | Ma | Doc | Total |
| Biological Sciences | | | | | | | | | | | | | | | | | | | | |
| First Major | 484 | 8 | 16 | 508 | 508 | 9 | 13 | 530 | 485 | 11 | 12 | 496 | 507 | 7 | 18 | 514 | 475 | 14 | 11 | 500 |
| Second Major | 38 | 2 | 0 | 40 | 40 | 0 | 0 | 40 | 34 | 0 | 0 | 34 | 38 | 0 | 0 | 38 | 28 | 1 | 0 | 29 |
| Duplicated Total | 522 | 10 | 16 | 548 | 548 | 9 | 13 | 570 | 519 | 11 | 12 | 530 | 545 | 7 | 18 | 552 | 503 | 15 | 11 | 529 |
| Chemistry and Biochemistry | | | | | | | | | | | | | | | | | | | | |
| First Major | 119 | 7 | 24 | 150 | 129 | 4 | 19 | 152 | 147 | 1 | 21 | 148 | 163 | 4 | 22 | 167 | 149 | 6 | 17 | 172 |
| Second Major | 9 | 0 | 0 | 9 | 7 | 0 | 0 | 7 | 11 | 1 | 0 | 12 | 18 | 0 | 0 | 18 | 13 | 0 | 1 | 14 |
| Duplicated Total | 128 | 7 | 24 | 159 | 136 | 4 | 19 | 159 | 158 | 2 | 21 | 160 | 181 | 4 | 22 | 185 | 162 | 6 | 18 | 186 |
| Geography | | | | | | | | | | | | | | | | | | | | |
| First Major | 120 | 47 | 11 | 178 | 157 | 34 | 8 | 199 | 174 | 49 | 6 | 223 | 153 | 50 | 5 | 203 | 150 | 40 | 5 | 195 |
| Second Major | 25 | 2 | 0 | 27 | 31 | 2 | 0 | 33 | 26 | 1 | 0 | 27 | 17 | 0 | 0 | 17 | 16 | 0 | 0 | 16 |
| Duplicated Total | 145 | 49 | 11 | 205 | 188 | 36 | 8 | 232 | 200 | 50 | 6 | 250 | 170 | 50 | 5 | 220 | 166 | 40 | 5 | 211 |
| Mathematics | | | | | | | | | | | | | | | | | | | | |
| First Major | 68 | 4 | 18 | 90 | 71 | 4 | 19 | 94 | 70 | 7 | 22 | 77 | 70 | 6 | 21 | 76 | 69 | 4 | 24 | 97 |
| Second Major | 22 | 2 | 0 | 24 | 24 | 4 | 0 | 28 | 24 | 3 | 0 | 27 | 24 | 3 | 0 | 27 | 17 | 4 | 0 | 21 |
| Duplicated Total | 90 | 6 | 18 | 114 | 95 | 8 | 19 | 122 | 94 | 10 | 22 | 104 | 94 | 9 | 21 | 103 | 86 | 8 | 24 | 118 |
| Natural Sciences General | | | | | | | | | | | | | | | | | | | | |
| First Major | 2 | NA | 7 | 9 | 9 | NA | 10 | 19 | 2 | NA | 8 | 10 | 2 | NA | 10 | 2 | 23 | NA | 10 | 33 |
| Second Major | 0 | NA | 0 | 0 | 0 | NA | 0 | 0 | 0 | NA | 0 | 0 | 0 | NA | 0 | 0 | 0 | NA | 0 | 0 |
| Duplicated Total | 2 | NA | 7 | 9 | 9 | NA | 10 | 19 | 2 | NA | 8 | 10 | 2 | NA | 10 | 2 | 23 | NA | 10 | 33 |
| Physics and Astronomy | | | | | | | | | | | | | | | | | | | | |
| First Major | 39 | 1 | 13 | 53 | 40 | 0 | 13 | 53 | 40 | 0 | 12 | 40 | 40 | 0 | 8 | 40 | 39 | 0 | 9 | 48 |
| Second Major | 9 | 0 | 0 | 9 | 13 | 0 | 0 | 13 | 13 | 0 | 0 | 13 | 13 | 0 | 0 | 13 | 7 | 0 | 0 | 7 |
| Duplicated Total | 48 | 1 | 13 | 62 | 53 | 0 | 13 | 66 | 53 | 0 | 12 | 53 | 53 | 0 | 8 | 53 | 46 | 0 | 9 | 55 |
| Grand Total | | | | | | | | | | | | | | | | | | | | |
| First Major | 832 | 67 | 89 | 988 | 914 | 51 | 82 | 1,047 | 918 | 68 | 81 | 994 | 935 | 67 | 84 | 1,002 | 905 | 64 | 76 | 1,045 |
| Second Major | 103 | 6 | 0 | 109 | 115 | 6 | 0 | 121 | 108 | 5 | 0 | 113 | 110 | 3 | 0 | 113 | 81 | 5 | 1 | 87 |
| Duplicated Total | 935 | 73 | 89 | 1,097 | 1,029 | 57 | 82 | 1,168 | 1,026 | 73 | 81 | 1,107 | 1,045 | 70 | 84 | 1,115 | 986 | 69 | 77 | 1,132 |

Ritchie School of Engineering & Computer Science

Enrollment by Department and Major

Undergraduate Programs

| | Fall 2012 | | | | | Fall 2013 | | | | | Fall 2014 | | | | | Fall 2015 | | | | | Fall 2016 | | | | |
|--|-----------|----|----|----|-------|-----------|----|----|----|-------|-----------|----|----|----|-------|-----------|----|----|----|-------|-----------|----|----|----|-------|
| | FY | So | Jr | Sr | Total | FY | So | Jr | Sr | Total | FY | So | Jr | Sr | Total | FY | So | Jr | Sr | Total | FY | So | Jr | Sr | Total |
| Computer Science | | | | | | | | | | | | | | | | | | | | | | | | | |
| Game Development ¹ | | | | | | | | | | | | | | | | | | | | | | | | | |
| First Major | 11 | 10 | 5 | 5 | 31 | 6 | 5 | 6 | 4 | 21 | 21 | 1 | 6 | 5 | 33 | 17 | 13 | 2 | 5 | 37 | 13 | 17 | 12 | 1 | 43 |
| Second Major | 0 | 0 | 2 | 0 | 2 | 0 | 0 | 0 | 2 | 2 | 0 | 1 | 0 | 0 | 1 | 0 | 0 | 0 | 0 | 0 | 0 | 1 | 0 | 0 | 1 |
| Duplicated Total | 11 | 10 | 7 | 5 | 33 | 6 | 5 | 6 | 6 | 23 | 21 | 2 | 6 | 5 | 34 | 17 | 13 | 2 | 5 | 37 | 13 | 18 | 12 | 1 | 44 |
| Applied Computing | | | | | | | | | | | | | | | | | | | | | | | | | |
| First Major | 0 | 1 | 2 | 1 | 4 | 2 | 4 | 1 | 2 | 9 | 2 | 3 | 3 | 2 | 10 | 1 | 5 | 3 | 4 | 13 | 3 | 8 | 6 | 6 | 23 |
| Second Major | 0 | 0 | 0 | 0 | 0 | 0 | 0 | 0 | 0 | 0 | 1 | 2 | 1 | 1 | 5 | 1 | 2 | 3 | 3 | 9 | 0 | 2 | 2 | 6 | 10 |
| Duplicated Total | 0 | 1 | 2 | 1 | 4 | 2 | 4 | 1 | 2 | 9 | 3 | 5 | 4 | 3 | 15 | 2 | 7 | 6 | 7 | 22 | 3 | 10 | 8 | 12 | 33 |
| Computer Science | | | | | | | | | | | | | | | | | | | | | | | | | |
| First Major | 26 | 15 | 20 | 11 | 72 | 39 | 29 | 15 | 23 | 106 | 62 | 47 | 21 | 20 | 150 | 59 | 50 | 45 | 32 | 186 | 60 | 42 | 52 | 46 | 200 |
| Second Major | 0 | 1 | 1 | 3 | 5 | 2 | 1 | 3 | 2 | 8 | 0 | 1 | 0 | 6 | 7 | 1 | 1 | 2 | 1 | 5 | 0 | 4 | 3 | 3 | 10 |
| Duplicated Total | 26 | 16 | 21 | 14 | 77 | 41 | 30 | 18 | 25 | 114 | 62 | 48 | 21 | 26 | 157 | 60 | 51 | 47 | 33 | 191 | 60 | 46 | 55 | 49 | 210 |
| Total | | | | | | | | | | | | | | | | | | | | | | | | | |
| First Major | 37 | 26 | 27 | 17 | 107 | 47 | 38 | 22 | 29 | 136 | 85 | 51 | 30 | 27 | 193 | 77 | 68 | 50 | 41 | 236 | 76 | 67 | 70 | 53 | 266 |
| Second Major | 0 | 1 | 3 | 3 | 7 | 2 | 1 | 3 | 4 | 10 | 1 | 4 | 1 | 7 | 13 | 2 | 3 | 5 | 4 | 14 | 0 | 7 | 5 | 9 | 21 |
| Duplicated Total | 37 | 27 | 30 | 20 | 114 | 49 | 39 | 25 | 33 | 146 | 86 | 55 | 31 | 34 | 206 | 79 | 71 | 55 | 45 | 250 | 76 | 74 | 75 | 62 | 287 |
| Electrical and Computer Engineering | | | | | | | | | | | | | | | | | | | | | | | | | |
| Computer Engineering | | | | | | | | | | | | | | | | | | | | | | | | | |
| First Major | 6 | 4 | 4 | 5 | 19 | 11 | 3 | 4 | 6 | 24 | 15 | 5 | 4 | 8 | 32 | 7 | 15 | 3 | 5 | 30 | 11 | 9 | 18 | 7 | 45 |
| Second Major | 1 | 0 | 1 | 0 | 2 | 0 | 0 | 0 | 0 | 0 | 0 | 0 | 0 | 0 | 0 | 0 | 0 | 0 | 0 | 0 | 0 | 0 | 0 | 0 | 0 |
| Duplicated Total | 7 | 4 | 5 | 5 | 21 | 11 | 3 | 4 | 6 | 24 | 15 | 5 | 4 | 8 | 32 | 7 | 15 | 3 | 5 | 30 | 11 | 9 | 18 | 7 | 45 |
| Electrical Engineering | | | | | | | | | | | | | | | | | | | | | | | | | |
| First Major | 3 | 3 | 5 | 16 | 27 | 4 | 4 | 7 | 12 | 27 | 20 | 8 | 8 | 8 | 44 | 7 | 18 | 11 | 14 | 50 | 8 | 10 | 15 | 12 | 45 |
| Second Major | 0 | 0 | 0 | 1 | 1 | 0 | 0 | 0 | 0 | 0 | 0 | 0 | 0 | 0 | 0 | 0 | 0 | 0 | 0 | 0 | 0 | 0 | 0 | 1 | 1 |
| Duplicated Total | 3 | 3 | 5 | 17 | 28 | 4 | 4 | 7 | 12 | 27 | 20 | 8 | 8 | 8 | 44 | 7 | 18 | 11 | 14 | 50 | 8 | 10 | 15 | 13 | 46 |
| Total | | | | | | | | | | | | | | | | | | | | | | | | | |
| First Major | 9 | 7 | 9 | 21 | 46 | 15 | 7 | 11 | 18 | 51 | 35 | 13 | 12 | 16 | 76 | 14 | 33 | 14 | 19 | 80 | 19 | 19 | 33 | 19 | 90 |
| Second Major | 1 | 0 | 1 | 1 | 3 | 0 | 0 | 0 | 0 | 0 | 0 | 0 | 0 | 0 | 0 | 0 | 0 | 0 | 0 | 0 | 0 | 0 | 0 | 1 | 1 |
| Duplicated Total | 10 | 7 | 10 | 22 | 49 | 15 | 7 | 11 | 18 | 51 | 35 | 13 | 12 | 16 | 76 | 14 | 33 | 14 | 19 | 80 | 19 | 19 | 33 | 20 | 91 |

¹ Program renamed from Animation & Game Development to Game Development in 2015.

Ritchie School of Engineering & Computer Science
 Enrollment by Department and Major
 Undergraduate Programs

| | Fall 2012 | | | | | Fall 2013 | | | | | Fall 2014 | | | | | Fall 2015 | | | | | Fall 2016 | | | | |
|---|-----------|----|----|----|-------|-----------|----|----|----|-------|-----------|-----|----|----|-------|-----------|-----|-----|----|-------|-----------|-----|-----|-----|-------|
| | FY | So | Jr | Sr | Total | FY | So | Jr | Sr | Total | FY | So | Jr | Sr | Total | FY | So | Jr | Sr | Total | FY | So | Jr | Sr | Total |
| Engineering | | | | | | | | | | | | | | | | | | | | | | | | | |
| Engineering (Undecided) | | | | | | | | | | | | | | | | | | | | | | | | | |
| First Major | 31 | 28 | 4 | 1 | 64 | 31 | 25 | 3 | 0 | 59 | 35 | 20 | 3 | 0 | 58 | 21 | 12 | 0 | 0 | 33 | 32 | 12 | 1 | 0 | 45 |
| Second Major | 0 | 0 | 0 | 0 | 0 | 0 | 0 | 0 | 0 | 0 | 1 | 0 | 0 | 0 | 1 | 0 | 1 | 0 | 0 | 1 | 0 | 0 | 0 | 0 | 0 |
| Duplicated Total | 31 | 28 | 4 | 1 | 64 | 31 | 25 | 3 | 0 | 59 | 36 | 20 | 3 | 0 | 59 | 21 | 13 | 0 | 0 | 34 | 32 | 12 | 1 | 0 | 45 |
| Materials and Mechanical Engineering | | | | | | | | | | | | | | | | | | | | | | | | | |
| Mechanical Engineering | | | | | | | | | | | | | | | | | | | | | | | | | |
| First Major | 20 | 20 | 12 | 25 | 77 | 36 | 20 | 29 | 23 | 108 | 70 | 25 | 21 | 33 | 149 | 68 | 66 | 33 | 29 | 196 | 47 | 48 | 42 | 39 | 176 |
| Second Major | 0 | 0 | 0 | 0 | 0 | 0 | 0 | 0 | 0 | 0 | 0 | 0 | 0 | 0 | 0 | 0 | 0 | 0 | 0 | 0 | 0 | 0 | 0 | 0 | 0 |
| Duplicated Total | 20 | 20 | 12 | 25 | 77 | 36 | 20 | 29 | 23 | 108 | 70 | 25 | 21 | 33 | 149 | 68 | 66 | 33 | 29 | 196 | 47 | 48 | 42 | 39 | 176 |
| Undergraduate Total | | | | | | | | | | | | | | | | | | | | | | | | | |
| First Major | 97 | 81 | 52 | 64 | 294 | 129 | 90 | 65 | 70 | 354 | 225 | 109 | 66 | 76 | 476 | 180 | 179 | 97 | 89 | 545 | 174 | 146 | 146 | 111 | 577 |
| Second Major | 1 | 1 | 4 | 4 | 10 | 2 | 1 | 3 | 4 | 10 | 2 | 4 | 1 | 7 | 14 | 2 | 4 | 5 | 4 | 15 | 0 | 7 | 5 | 10 | 22 |
| Duplicated Total | 98 | 82 | 56 | 68 | 304 | 131 | 91 | 68 | 74 | 364 | 227 | 113 | 67 | 83 | 490 | 182 | 183 | 102 | 93 | 560 | 174 | 153 | 151 | 121 | 599 |

Ritchie School of Engineering & Computer Science

Enrollment by Department and Major

Traditional Graduate Programs

| | Fall 2012 | | | | Fall 2013 | | | | Fall 2014 | | | | Fall 2015 | | | | Fall 2016 | | | |
|--|-----------|----|-----|-------|-----------|----|-----|-------|-----------|----|-----|-------|-----------|----|-----|-------|-----------|----|-----|-------|
| | ND | Ma | Doc | Total | ND | Ma | Doc | Total | ND | Ma | Doc | Total | ND | Ma | Doc | Total | ND | Ma | Doc | Total |
| Computer Science | | | | | | | | | | | | | | | | | | | | |
| Computer Science | | | | | | | | | | | | | | | | | | | | |
| First Major | 0 | 10 | 8 | 18 | 0 | 17 | 4 | 21 | 0 | 24 | 7 | 31 | 0 | 20 | 6 | 26 | 0 | 17 | 6 | 23 |
| Second Major | 0 | 0 | 0 | 0 | 0 | 1 | 0 | 1 | 0 | 6 | 0 | 6 | 0 | 6 | 0 | 6 | 0 | 4 | 0 | 4 |
| Duplicated Total | 0 | 10 | 8 | 18 | 0 | 18 | 4 | 22 | 0 | 30 | 7 | 37 | 0 | 26 | 6 | 32 | 0 | 21 | 6 | 27 |
| Computer Science Systems Engineering | | | | | | | | | | | | | | | | | | | | |
| First Major | 0 | 1 | 0 | 1 | 0 | 0 | 0 | 0 | 0 | 0 | 0 | 0 | 0 | 0 | 0 | 0 | 0 | 0 | 0 | 0 |
| Second Major | 0 | 0 | 0 | 0 | 0 | 0 | 0 | 0 | 0 | 0 | 0 | 0 | 0 | 0 | 0 | 0 | 0 | 0 | 0 | 0 |
| Duplicated Total | 0 | 1 | 0 | 1 | 0 | 0 | 0 | 0 | 0 | 0 | 0 | 0 | 0 | 0 | 0 | 0 | 0 | 0 | 0 | 0 |
| Cybersecurity | | | | | | | | | | | | | | | | | | | | |
| First Major | NA | NA | NA | NA | NA | NA | NA | NA | NA | NA | NA | NA | NA | NA | NA | NA | NA | 9 | NA | 9 |
| Second Major | NA | NA | NA | NA | NA | NA | NA | NA | NA | NA | NA | NA | NA | NA | NA | NA | NA | 0 | NA | 0 |
| Duplicated Total | NA | NA | NA | NA | NA | NA | NA | NA | NA | NA | NA | NA | NA | NA | NA | NA | NA | 9 | NA | 9 |
| Total | | | | | | | | | | | | | | | | | | | | |
| First Major | 0 | 11 | 8 | 19 | 0 | 17 | 4 | 21 | 0 | 24 | 7 | 31 | 0 | 20 | 6 | 26 | 0 | 26 | 6 | 32 |
| Second Major | 0 | 0 | 0 | 0 | 0 | 1 | 0 | 1 | 0 | 6 | 0 | 6 | 0 | 6 | 0 | 6 | 0 | 4 | 0 | 4 |
| Duplicated Total | 0 | 11 | 8 | 19 | 0 | 18 | 4 | 22 | 0 | 30 | 7 | 37 | 0 | 26 | 6 | 32 | 0 | 30 | 6 | 36 |
| Electrical and Computer Engineering | | | | | | | | | | | | | | | | | | | | |
| Computer Engineering | | | | | | | | | | | | | | | | | | | | |
| First Major | 0 | 2 | 0 | 2 | 0 | 4 | 0 | 4 | 0 | 4 | 0 | 4 | 0 | 3 | 0 | 3 | 0 | 3 | 0 | 3 |
| Second Major | 0 | 0 | 0 | 0 | 0 | 0 | 0 | 0 | 0 | 0 | 0 | 0 | 0 | 0 | 0 | 0 | 0 | 0 | 0 | 0 |
| Duplicated Total | 0 | 2 | 0 | 2 | 0 | 4 | 0 | 4 | 0 | 4 | 0 | 4 | 0 | 3 | 0 | 3 | 0 | 3 | 0 | 3 |
| Computer Science and Engineering | | | | | | | | | | | | | | | | | | | | |
| First Major | 0 | 2 | 0 | 2 | 0 | 2 | 0 | 2 | 0 | 2 | 0 | 2 | 0 | 1 | 0 | 1 | 0 | 1 | 0 | 1 |
| Second Major | 0 | 0 | 0 | 0 | 0 | 0 | 0 | 0 | 0 | 0 | 0 | 0 | 0 | 0 | 0 | 0 | 0 | 0 | 0 | 0 |
| Duplicated Total | 0 | 2 | 0 | 2 | 0 | 2 | 0 | 2 | 0 | 2 | 0 | 2 | 0 | 1 | 0 | 1 | 0 | 1 | 0 | 1 |
| Electrical and Computer Engineering | | | | | | | | | | | | | | | | | | | | |
| First Major | 0 | 0 | 12 | 12 | 0 | 0 | 16 | 16 | 0 | 0 | 25 | 25 | 0 | 0 | 30 | 30 | 0 | 0 | 24 | 24 |
| Second Major | 0 | 0 | 1 | 1 | 0 | 0 | 1 | 1 | 0 | 0 | 0 | 0 | 0 | 0 | 0 | 0 | 0 | 0 | 0 | 0 |
| Duplicated Total | 0 | 0 | 13 | 13 | 0 | 0 | 17 | 17 | 0 | 0 | 25 | 25 | 0 | 0 | 30 | 30 | 0 | 0 | 24 | 24 |
| Electrical Engineering | | | | | | | | | | | | | | | | | | | | |
| First Major | 0 | 26 | 0 | 26 | 0 | 18 | 0 | 18 | 0 | 13 | 0 | 13 | 0 | 16 | 0 | 16 | 0 | 12 | 0 | 12 |
| Second Major | 0 | 0 | 0 | 0 | 0 | 0 | 0 | 0 | 0 | 1 | 0 | 1 | 0 | 2 | 0 | 2 | 0 | 2 | 0 | 2 |
| Duplicated Total | 0 | 26 | 0 | 26 | 0 | 18 | 0 | 18 | 0 | 14 | 0 | 14 | 0 | 18 | 0 | 18 | 0 | 14 | 0 | 14 |
| Mechatronic Systems Engineering | | | | | | | | | | | | | | | | | | | | |
| First Major | 0 | 3 | 2 | 5 | 0 | 3 | 3 | 6 | 0 | 4 | 4 | 8 | 0 | 6 | 2 | 8 | 0 | 1 | 2 | 3 |
| Second Major | 0 | 1 | 0 | 1 | 0 | 1 | 0 | 1 | 0 | 0 | 0 | 0 | 0 | 0 | 0 | 0 | 0 | 0 | 0 | 0 |
| Duplicated Total | 0 | 4 | 2 | 6 | 0 | 4 | 3 | 7 | 0 | 4 | 4 | 8 | 0 | 6 | 2 | 8 | 0 | 1 | 2 | 3 |
| Total | | | | | | | | | | | | | | | | | | | | |
| First Major | 0 | 33 | 14 | 47 | 0 | 27 | 19 | 46 | 0 | 23 | 29 | 52 | 0 | 26 | 32 | 58 | 0 | 17 | 26 | 43 |
| Second Major | 0 | 1 | 1 | 2 | 0 | 1 | 1 | 2 | 0 | 1 | 0 | 1 | 0 | 2 | 0 | 2 | 0 | 2 | 0 | 2 |
| Duplicated Total | 0 | 34 | 15 | 49 | 0 | 28 | 20 | 48 | 0 | 24 | 29 | 53 | 0 | 28 | 32 | 60 | 0 | 19 | 26 | 45 |

Ritchie School of Engineering & Computer Science

Enrollment by Department and Major

Traditional Graduate Programs

| | Fall 2012 | | | | Fall 2013 | | | | Fall 2014 | | | | Fall 2015 | | | | Fall 2016 | | | |
|---|-----------|----|-----|-------|-----------|----|-----|-------|-----------|----|-----|-------|-----------|----|-----|-------|-----------|----|-----|-------|
| | ND | Ma | Doc | Total | ND | Ma | Doc | Total | ND | Ma | Doc | Total | ND | Ma | Doc | Total | ND | Ma | Doc | Total |
| Engineering | | | | | | | | | | | | | | | | | | | | |
| Engineering | | | | | | | | | | | | | | | | | | | | |
| First Major | 0 | 1 | 4 | 5 | 0 | 1 | 4 | 5 | 0 | 1 | 3 | 4 | 0 | 1 | 2 | 3 | 0 | 2 | 2 | 4 |
| Second Major | 0 | 0 | 0 | 0 | 0 | 0 | 0 | 0 | 0 | 0 | 0 | 0 | 0 | 1 | 0 | 1 | 0 | 1 | 0 | 1 |
| Duplicated Total | 0 | 1 | 4 | 5 | 0 | 1 | 4 | 5 | 0 | 1 | 3 | 4 | 0 | 2 | 2 | 4 | 0 | 3 | 2 | 5 |
| Engineering and Computer Science General | | | | | | | | | | | | | | | | | | | | |
| Non-degree Engineering | | | | | | | | | | | | | | | | | | | | |
| First Major | 1 | NA | NA | 1 | 1 | NA | NA | 1 | 0 | NA | NA | 0 | 3 | NA | NA | 3 | 2 | NA | NA | 2 |
| Second Major | 0 | NA | NA | 0 | 0 | NA | NA | 0 | 1 | NA | NA | 1 | 0 | NA | NA | 0 | 3 | NA | NA | 3 |
| Duplicated Total | 1 | NA | NA | 1 | 1 | NA | NA | 1 | 1 | NA | NA | 1 | 3 | NA | NA | 3 | 5 | NA | NA | 5 |
| Mechanical and Materials Engineering | | | | | | | | | | | | | | | | | | | | |
| Bioengineering | | | | | | | | | | | | | | | | | | | | |
| First Major | 0 | 5 | 0 | 5 | 0 | 6 | 0 | 6 | 0 | 10 | 0 | 10 | 0 | 7 | 0 | 7 | 0 | 10 | 0 | 10 |
| Second Major | 0 | 0 | 0 | 0 | 0 | 0 | 0 | 0 | 0 | 0 | 0 | 0 | 0 | 0 | 0 | 0 | 0 | 0 | 0 | 0 |
| Duplicated Total | 0 | 5 | 0 | 5 | 0 | 6 | 0 | 6 | 0 | 10 | 0 | 10 | 0 | 7 | 0 | 7 | 0 | 10 | 0 | 10 |
| Materials Science | | | | | | | | | | | | | | | | | | | | |
| First Major | 0 | 2 | 0 | 2 | 0 | 3 | 0 | 3 | 0 | 6 | 2 | 8 | 0 | 6 | 2 | 8 | 0 | 4 | 2 | 6 |
| Second Major | 0 | 0 | 0 | 0 | 0 | 0 | 0 | 0 | 0 | 0 | 0 | 0 | 0 | 0 | 0 | 0 | 0 | 0 | 0 | 0 |
| Duplicated Total | 0 | 2 | 0 | 2 | 0 | 3 | 0 | 3 | 0 | 6 | 2 | 8 | 0 | 6 | 2 | 8 | 0 | 4 | 2 | 6 |
| Mechanical Engineering | | | | | | | | | | | | | | | | | | | | |
| First Major | 0 | 11 | 6 | 17 | 0 | 17 | 8 | 25 | 0 | 15 | 11 | 26 | 0 | 8 | 7 | 15 | 0 | 7 | 5 | 12 |
| Second Major | 0 | 1 | 0 | 1 | 0 | 0 | 1 | 1 | 0 | 0 | 2 | 2 | 0 | 0 | 0 | 0 | 0 | 0 | 0 | 0 |
| Duplicated Total | 0 | 12 | 6 | 18 | 0 | 17 | 9 | 26 | 0 | 15 | 13 | 28 | 0 | 8 | 7 | 15 | 0 | 7 | 5 | 12 |
| Nanoscale Science and Engineering ¹ | | | | | | | | | | | | | | | | | | | | |
| First Major | 0 | 2 | 1 | 3 | 0 | 1 | 2 | 3 | 0 | 0 | 2 | 2 | 0 | 0 | 2 | 2 | 0 | 0 | 1 | 1 |
| Second Major | 0 | 0 | 1 | 1 | 0 | 0 | 0 | 0 | 0 | 0 | 0 | 0 | 0 | 0 | 0 | 0 | 0 | 0 | 0 | 0 |
| Duplicated Total | 0 | 2 | 2 | 4 | 0 | 1 | 2 | 3 | 0 | 0 | 2 | 2 | 0 | 0 | 2 | 2 | 0 | 0 | 1 | 1 |
| Total | | | | | | | | | | | | | | | | | | | | |
| First Major | 0 | 20 | 7 | 27 | 0 | 27 | 10 | 37 | 0 | 31 | 15 | 46 | 0 | 21 | 11 | 32 | 0 | 21 | 8 | 29 |
| Second Major | 0 | 1 | 1 | 2 | 0 | 0 | 1 | 1 | 0 | 0 | 2 | 2 | 0 | 0 | 0 | 0 | 0 | 0 | 0 | 0 |
| Duplicated Total | 0 | 21 | 8 | 29 | 0 | 27 | 11 | 38 | 0 | 31 | 17 | 48 | 0 | 21 | 11 | 32 | 0 | 21 | 8 | 29 |
| Traditional Graduate Total | | | | | | | | | | | | | | | | | | | | |
| First Major | 1 | 65 | 33 | 99 | 1 | 72 | 37 | 110 | 0 | 79 | 54 | 133 | 3 | 68 | 51 | 122 | 2 | 66 | 42 | 110 |
| Second Major | 0 | 2 | 2 | 4 | 0 | 2 | 2 | 4 | 1 | 7 | 2 | 10 | 0 | 9 | 0 | 9 | 3 | 7 | 0 | 10 |
| Duplicated Total | 1 | 67 | 35 | 103 | 1 | 74 | 39 | 114 | 1 | 86 | 56 | 143 | 3 | 77 | 51 | 131 | 5 | 73 | 42 | 120 |

¹ Program discontinued in 2015.

Ritchie School of Engineering & Computer Science

Enrollment by Department and Major

Lockheed Program

| | Fall 2012 | | | | Fall 2013 | | | | Fall 2014 | | | | Fall 2015 | | | | Fall 2016 | | | |
|--|-----------|----|-----|-------|-----------|----|-----|-------|-----------|----|-----|-------|-----------|----|-----|-------|-----------|----|-----|-------|
| | ND | Ma | Doc | Total | ND | Ma | Doc | Total | ND | Ma | Doc | Total | ND | Ma | Doc | Total | ND | Ma | Doc | Total |
| Computer Science | | | | | | | | | | | | | | | | | | | | |
| Computer Science | | | | | | | | | | | | | | | | | | | | |
| First Major | 0 | 1 | 3 | 4 | 0 | 0 | 1 | 1 | 0 | 0 | 1 | 1 | 0 | 0 | 1 | 1 | 0 | 0 | 0 | 0 |
| Second Major | 0 | 0 | 0 | 0 | 0 | 0 | 0 | 0 | 0 | 0 | 0 | 0 | 0 | 0 | 0 | 0 | 0 | 0 | 0 | 0 |
| Duplicated Total | 0 | 1 | 3 | 4 | 0 | 0 | 1 | 1 | 0 | 0 | 1 | 1 | 0 | 0 | 1 | 1 | 0 | 0 | 0 | 0 |
| Computer Science Systems Engineering | | | | | | | | | | | | | | | | | | | | |
| First Major | 0 | 23 | 0 | 23 | 0 | 12 | 0 | 12 | 0 | 4 | 0 | 4 | 0 | 3 | 0 | 3 | 0 | 1 | 0 | 1 |
| Second Major | 0 | 0 | 0 | 0 | 0 | 0 | 0 | 0 | 0 | 0 | 0 | 0 | 0 | 0 | 0 | 0 | 0 | 0 | 0 | 0 |
| Duplicated Total | 0 | 23 | 0 | 23 | 0 | 12 | 0 | 12 | 0 | 4 | 0 | 4 | 0 | 3 | 0 | 3 | 0 | 1 | 0 | 1 |
| Total | | | | | | | | | | | | | | | | | | | | |
| First Major | 0 | 24 | 3 | 27 | 0 | 12 | 1 | 13 | 0 | 4 | 1 | 5 | 0 | 3 | 1 | 4 | 0 | 1 | 0 | 1 |
| Second Major | 0 | 0 | 0 | 0 | 0 | 0 | 0 | 0 | 0 | 0 | 0 | 0 | 0 | 0 | 0 | 0 | 0 | 0 | 0 | 0 |
| Duplicated Total | 0 | 24 | 3 | 27 | 0 | 12 | 1 | 13 | 0 | 4 | 1 | 5 | 0 | 3 | 1 | 4 | 0 | 1 | 0 | 1 |
| Electrical and Computer Engineering | | | | | | | | | | | | | | | | | | | | |
| Computer Engineering | | | | | | | | | | | | | | | | | | | | |
| First Major | 0 | 1 | 0 | 1 | 0 | 0 | 0 | 0 | 0 | 0 | 0 | 0 | 0 | 0 | 0 | 0 | 0 | 0 | 0 | 0 |
| Second Major | 0 | 0 | 0 | 0 | 0 | 0 | 0 | 0 | 0 | 0 | 0 | 0 | 0 | 0 | 0 | 0 | 0 | 0 | 0 | 0 |
| Duplicated Total | 0 | 1 | 0 | 1 | 0 | 0 | 0 | 0 | 0 | 0 | 0 | 0 | 0 | 0 | 0 | 0 | 0 | 0 | 0 | 0 |
| Electrical Engineering | | | | | | | | | | | | | | | | | | | | |
| First Major | 0 | 0 | 0 | 0 | 0 | 0 | 0 | 0 | 0 | 0 | 0 | 0 | 0 | 0 | 0 | 0 | 0 | 1 | 0 | 1 |
| Second Major | 0 | 0 | 0 | 0 | 0 | 0 | 0 | 0 | 0 | 0 | 0 | 0 | 0 | 0 | 0 | 0 | 0 | 0 | 0 | 0 |
| Duplicated Total | 0 | 0 | 0 | 0 | 0 | 0 | 0 | 0 | 0 | 0 | 0 | 0 | 0 | 0 | 0 | 0 | 0 | 1 | 0 | 1 |
| Mechatronic Systems Engineering | | | | | | | | | | | | | | | | | | | | |
| First Major | 0 | 63 | 0 | 63 | 0 | 53 | 0 | 53 | 0 | 47 | 0 | 47 | 0 | 29 | 0 | 29 | 0 | 23 | 0 | 23 |
| Second Major | 0 | 8 | 0 | 8 | 0 | 0 | 0 | 0 | 0 | 1 | 0 | 1 | 0 | 0 | 0 | 0 | 0 | 0 | 0 | 0 |
| Duplicated Total | 0 | 71 | 0 | 71 | 0 | 53 | 0 | 53 | 0 | 48 | 0 | 48 | 0 | 29 | 0 | 29 | 0 | 23 | 0 | 23 |
| Total | | | | | | | | | | | | | | | | | | | | |
| First Major | 0 | 64 | 0 | 64 | 0 | 53 | 0 | 53 | 0 | 47 | 0 | 47 | 0 | 29 | 0 | 29 | 0 | 24 | 0 | 24 |
| Second Major | 0 | 8 | 0 | 8 | 0 | 0 | 0 | 0 | 0 | 1 | 0 | 1 | 0 | 0 | 0 | 0 | 0 | 0 | 0 | 0 |
| Duplicated Total | 0 | 72 | 0 | 72 | 0 | 53 | 0 | 53 | 0 | 48 | 0 | 48 | 0 | 29 | 0 | 29 | 0 | 24 | 0 | 24 |

Ritchie School of Engineering & Computer Science

Enrollment by Department and Major

Lockheed Program

| | Fall 2012 | | | | Fall 2013 | | | | Fall 2014 | | | | Fall 2015 | | | | Fall 2016 | | | |
|---|-----------|-----|-----|-------|-----------|----|-----|-------|-----------|----|-----|-------|-----------|----|-----|-------|-----------|----|-----|-------|
| | ND | Ma | Doc | Total | ND | Ma | Doc | Total | ND | Ma | Doc | Total | ND | Ma | Doc | Total | ND | Ma | Doc | Total |
| Engineering | | | | | | | | | | | | | | | | | | | | |
| Engineering | | | | | | | | | | | | | | | | | | | | |
| First Major | 0 | 3 | 9 | 12 | 0 | 1 | 2 | 3 | 0 | 1 | 0 | 1 | 0 | 1 | 1 | 2 | 0 | 0 | 0 | 0 |
| Second Major | 0 | 0 | 0 | 0 | 0 | 0 | 0 | 0 | 0 | 0 | 0 | 0 | 0 | 0 | 0 | 0 | 0 | 0 | 0 | 0 |
| Duplicated Total | 0 | 3 | 9 | 12 | 0 | 1 | 2 | 3 | 0 | 1 | 0 | 1 | 0 | 1 | 1 | 2 | 0 | 0 | 0 | 0 |
| Engineering and Computer Science General | | | | | | | | | | | | | | | | | | | | |
| Non-degree Engineering | | | | | | | | | | | | | | | | | | | | |
| First Major | 20 | NA | NA | 20 | 10 | NA | NA | 10 | 3 | NA | NA | 3 | 4 | NA | NA | 4 | 12 | NA | NA | 12 |
| Second Major | 1 | NA | NA | 1 | 0 | NA | NA | 0 | 0 | NA | NA | 0 | 0 | NA | NA | 0 | 4 | NA | NA | 4 |
| Duplicated Total | 21 | NA | NA | 21 | 10 | NA | NA | 10 | 3 | NA | NA | 3 | 4 | NA | NA | 4 | 16 | NA | NA | 16 |
| Mechanical and Materials Engineering | | | | | | | | | | | | | | | | | | | | |
| Materials Science | | | | | | | | | | | | | | | | | | | | |
| First Major | 0 | 0 | 1 | 1 | 0 | 0 | 0 | 0 | 0 | 1 | 0 | 1 | 0 | 0 | 0 | 0 | 0 | 0 | 0 | 0 |
| Second Major | 0 | 0 | 0 | 0 | 0 | 0 | 0 | 0 | 0 | 0 | 0 | 0 | 0 | 0 | 0 | 0 | 0 | 0 | 0 | 0 |
| Duplicated Total | 0 | 0 | 1 | 1 | 0 | 0 | 0 | 0 | 0 | 1 | 0 | 1 | 0 | 0 | 0 | 0 | 0 | 0 | 0 | 0 |
| Mechanical Engineering | | | | | | | | | | | | | | | | | | | | |
| First Major | 0 | 2 | 0 | 2 | 0 | 1 | 0 | 1 | 0 | 1 | 0 | 1 | 0 | 3 | 0 | 3 | 0 | 0 | 0 | 0 |
| Second Major | 0 | 0 | 0 | 0 | 0 | 0 | 0 | 0 | 0 | 0 | 0 | 0 | 0 | 0 | 0 | 0 | 0 | 0 | 0 | 0 |
| Duplicated Total | 0 | 2 | 0 | 2 | 0 | 1 | 0 | 1 | 0 | 1 | 0 | 1 | 0 | 3 | 0 | 3 | 0 | 0 | 0 | 0 |
| Total | | | | | | | | | | | | | | | | | | | | |
| First Major | 0 | 2 | 1 | 3 | 0 | 1 | 0 | 1 | 0 | 2 | 0 | 2 | 0 | 3 | 0 | 3 | 0 | 0 | 0 | 0 |
| Second Major | 0 | 0 | 0 | 0 | 0 | 0 | 0 | 0 | 0 | 0 | 0 | 0 | 0 | 0 | 0 | 0 | 0 | 0 | 0 | 0 |
| Duplicated Total | 0 | 2 | 1 | 3 | 0 | 1 | 0 | 1 | 0 | 2 | 0 | 2 | 0 | 3 | 0 | 3 | 0 | 0 | 0 | 0 |
| Lockheed Program Total | | | | | | | | | | | | | | | | | | | | |
| First Major | 20 | 93 | 13 | 126 | 10 | 67 | 3 | 80 | 3 | 54 | 1 | 58 | 4 | 36 | 2 | 42 | 12 | 25 | 0 | 37 |
| Second Major | 1 | 8 | 0 | 9 | 0 | 0 | 0 | 0 | 0 | 1 | 0 | 1 | 0 | 0 | 0 | 0 | 4 | 0 | 0 | 4 |
| Duplicated Total | 21 | 101 | 13 | 135 | 10 | 67 | 3 | 80 | 3 | 55 | 1 | 59 | 4 | 36 | 2 | 42 | 16 | 25 | 0 | 41 |

Ritchie School of Engineering & Computer Science

Enrollment by Department and Major

Northrup Program ¹

| | Fall 2012 | | | Fall 2013 | | | Fall 2014 | | | Fall 2015 | | | Fall 2016 | | |
|--------------------------------------|-----------|-----|-------|-----------|-----|-------|-----------|-----|-------|-----------|-----|-------|-----------|-----|-------|
| | Ma | Doc | Total | Ma | Doc | Total | Ma | Doc | Total | Ma | Doc | Total | Ma | Doc | Total |
| Computer Science | | | | | | | | | | | | | | | |
| Computer Science | | | | | | | | | | | | | | | |
| First Major | 0 | 1 | 1 | 0 | 1 | 1 | NA | NA | NA | NA | NA | NA | NA | NA | NA |
| Second Major | 0 | 0 | 0 | 0 | 0 | 0 | NA | NA | NA | NA | NA | NA | NA | NA | NA |
| Duplicated Total | 0 | 1 | 1 | 0 | 1 | 1 | NA | NA | NA | NA | NA | NA | NA | NA | NA |
| Computer Science Systems Engineering | | | | | | | | | | | | | | | |
| First Major | 0 | 0 | 0 | 0 | 0 | 0 | NA | NA | NA | NA | NA | NA | NA | NA | NA |
| Second Major | 0 | 0 | 0 | 0 | 0 | 0 | NA | NA | NA | NA | NA | NA | NA | NA | NA |
| Duplicated Total | 0 | 0 | 0 | 0 | 0 | 0 | NA | NA | NA | NA | NA | NA | NA | NA | NA |
| Total | | | | | | | | | | | | | | | |
| First Major | 0 | 1 | 1 | 0 | 1 | 1 | NA | NA | NA | NA | NA | NA | NA | NA | NA |
| Second Major | 0 | 0 | 0 | 0 | 0 | 0 | NA | NA | NA | NA | NA | NA | NA | NA | NA |
| Duplicated Total | 0 | 1 | 1 | 0 | 1 | 1 | NA | NA | NA | NA | NA | NA | NA | NA | NA |

¹ Program discontinued in 2014.

Ritchie School of Engineering & Computer Science

Enrollment by Department

All Programs

| | Fall 2012 | | | | | Fall 2013 | | | | | Fall 2014 | | | | | Fall 2015 | | | | | Fall 2016 | | | | |
|---|-----------|----|-----|-----|-------|-----------|----|-----|-----|-------|-----------|----|-----|-----|-------|-----------|----|-----|-----|-------|-----------|----|----|-----|-------|
| | Ba | ND | Ma | Doc | Total | Ba | ND | Ma | Doc | Total | Ba | ND | Ma | Doc | Total | Ba | ND | Ma | Doc | Total | Ba | ND | Ma | Doc | Total |
| Computer Science | | | | | | | | | | | | | | | | | | | | | | | | | |
| First Major | 107 | 0 | 35 | 12 | 154 | 136 | 0 | 29 | 6 | 171 | 193 | 0 | 28 | 8 | 229 | 236 | 0 | 23 | 7 | 266 | 266 | 0 | 27 | 6 | 299 |
| Second Major | 7 | 0 | 0 | 0 | 7 | 10 | 0 | 1 | 0 | 11 | 13 | 0 | 6 | 0 | 19 | 14 | 0 | 6 | 0 | 20 | 21 | 0 | 4 | 0 | 25 |
| Duplicated Total | 114 | 0 | 35 | 12 | 161 | 146 | 0 | 30 | 6 | 182 | 206 | 0 | 34 | 8 | 248 | 250 | 0 | 29 | 7 | 286 | 287 | 0 | 31 | 6 | 324 |
| Electrical and Computer Engineering | | | | | | | | | | | | | | | | | | | | | | | | | |
| First Major | 46 | 0 | 97 | 14 | 157 | 51 | 0 | 80 | 19 | 150 | 76 | 0 | 70 | 29 | 175 | 80 | 0 | 55 | 32 | 167 | 90 | 0 | 41 | 26 | 157 |
| Second Major | 3 | 0 | 9 | 1 | 13 | 0 | 0 | 1 | 1 | 2 | 0 | 0 | 2 | 0 | 2 | 0 | 0 | 2 | 0 | 2 | 1 | 0 | 2 | 0 | 3 |
| Duplicated Total | 49 | 0 | 106 | 15 | 170 | 51 | 0 | 81 | 20 | 152 | 76 | 0 | 72 | 29 | 177 | 80 | 0 | 57 | 32 | 169 | 91 | 0 | 43 | 26 | 160 |
| Engineering | | | | | | | | | | | | | | | | | | | | | | | | | |
| First Major | 64 | 0 | 4 | 13 | 81 | 59 | 0 | 2 | 6 | 67 | 58 | 0 | 2 | 3 | 63 | 33 | 0 | 2 | 3 | 38 | 45 | 0 | 2 | 2 | 49 |
| Second Major | 0 | 0 | 0 | 0 | 0 | 0 | 0 | 0 | 0 | 0 | 1 | 0 | 0 | 0 | 1 | 1 | 0 | 1 | 0 | 2 | 0 | 0 | 1 | 0 | 1 |
| Duplicated Total | 64 | 0 | 4 | 13 | 81 | 59 | 0 | 2 | 6 | 67 | 59 | 0 | 2 | 3 | 64 | 34 | 0 | 3 | 3 | 40 | 45 | 0 | 3 | 2 | 50 |
| Engineering and Computer Science General | | | | | | | | | | | | | | | | | | | | | | | | | |
| First Major | NA | 21 | NA | NA | 21 | NA | 11 | NA | NA | 11 | NA | 3 | NA | NA | 3 | NA | 7 | NA | NA | 7 | NA | 14 | NA | NA | 14 |
| Second Major | NA | 1 | NA | NA | 1 | NA | 0 | NA | NA | 0 | NA | 1 | NA | NA | 1 | NA | 0 | NA | NA | 0 | NA | 7 | NA | NA | 7 |
| Duplicated Total | NA | 22 | NA | NA | 22 | NA | 11 | NA | NA | 11 | NA | 4 | NA | NA | 4 | NA | 7 | NA | NA | 7 | NA | 21 | NA | NA | 21 |
| Mechanical and Materials Engineering | | | | | | | | | | | | | | | | | | | | | | | | | |
| First Major | 77 | 0 | 22 | 8 | 107 | 108 | 0 | 28 | 10 | 146 | 149 | 0 | 33 | 15 | 197 | 196 | 0 | 24 | 11 | 231 | 176 | 0 | 21 | 8 | 205 |
| Second Major | 0 | 0 | 1 | 1 | 2 | 0 | 0 | 0 | 1 | 1 | 0 | 0 | 0 | 2 | 2 | 0 | 0 | 0 | 0 | 0 | 0 | 0 | 0 | 0 | 0 |
| Duplicated Total | 77 | 0 | 23 | 9 | 109 | 108 | 0 | 28 | 11 | 147 | 149 | 0 | 33 | 17 | 199 | 196 | 0 | 24 | 11 | 231 | 176 | 0 | 21 | 8 | 205 |
| Grand Total | | | | | | | | | | | | | | | | | | | | | | | | | |
| First Major | 294 | 21 | 158 | 47 | 520 | 354 | 11 | 139 | 41 | 545 | 476 | 3 | 133 | 55 | 667 | 545 | 7 | 104 | 53 | 709 | 577 | 14 | 91 | 42 | 724 |
| Second Major | 10 | 1 | 10 | 2 | 23 | 10 | 0 | 2 | 2 | 14 | 14 | 1 | 8 | 2 | 25 | 15 | 0 | 9 | 0 | 24 | 22 | 7 | 7 | 0 | 36 |
| Duplicated Total | 304 | 22 | 168 | 49 | 543 | 364 | 11 | 141 | 43 | 559 | 490 | 4 | 141 | 57 | 692 | 560 | 7 | 113 | 53 | 733 | 599 | 21 | 98 | 42 | 760 |

Sturm College of Law

Enrollment by Department and Major

Graduate Programs

| | Fall 2012 | | | | | Fall 2013 | | | | | Fall 2014 | | | | | Fall 2015 | | | | | Fall 2016 | | | | |
|---|-----------|------|----|-----|-------|-----------|------|----|-----|-------|-----------|------|-----|-----|-------|-----------|------|----|-----|-------|-----------|------|-----|-----|-------|
| | ND | Cert | Ma | JD | Total | ND | Cert | Ma | JD | Total | ND | Cert | Ma | JD | Total | ND | Cert | Ma | JD | Total | ND | Cert | Ma | JD | Total |
| Law | | | | | | | | | | | | | | | | | | | | | | | | | |
| American Law Practice | | | | | | | | | | | | | | | | | | | | | | | | | |
| First Major | NA | NA | NA | NA | NA | NA | NA | NA | NA | NA | NA | NA | NA | NA | NA | NA | NA | 2 | NA | 2 | NA | NA | 8 | NA | 8 |
| Second Major | NA | NA | NA | NA | NA | NA | NA | NA | NA | NA | NA | NA | NA | NA | NA | NA | NA | 0 | NA | 0 | NA | NA | 0 | NA | 0 |
| Duplicated Total | NA | NA | NA | NA | NA | NA | NA | NA | NA | NA | NA | NA | NA | NA | NA | NA | NA | 2 | NA | 2 | NA | NA | 8 | NA | 8 |
| Clinical Legal Education | | | | | | | | | | | | | | | | | | | | | | | | | |
| First Major | NA | NA | NA | NA | NA | NA | NA | NA | NA | NA | NA | 0 | NA | 0 | NA | NA | NA | 5 | NA | 5 | NA | NA | 5 | NA | 5 |
| Second Major | NA | NA | NA | NA | NA | NA | NA | NA | NA | NA | NA | 0 | NA | 0 | NA | NA | NA | 0 | NA | 0 | NA | NA | 0 | NA | 0 |
| Duplicated Total | NA | NA | NA | NA | NA | NA | NA | NA | NA | NA | NA | 0 | NA | 0 | NA | NA | NA | 5 | NA | 5 | NA | NA | 5 | NA | 5 |
| Corporate & Commercial Law | | | | | | | | | | | | | | | | | | | | | | | | | |
| First Major | NA | NA | NA | NA | NA | NA | NA | NA | NA | NA | NA | NA | NA | NA | NA | NA | NA | NA | NA | NA | NA | 1 | NA | NA | 1 |
| Second Major | NA | NA | NA | NA | NA | NA | NA | NA | NA | NA | NA | NA | NA | NA | NA | NA | NA | NA | NA | NA | NA | 0 | NA | NA | 0 |
| Duplicated Total | NA | NA | NA | NA | NA | NA | NA | NA | NA | NA | NA | NA | NA | NA | NA | NA | NA | NA | NA | NA | NA | 1 | NA | NA | 1 |
| Environmental/Natural Resources Law & Policy | | | | | | | | | | | | | | | | | | | | | | | | | |
| First Major | 0 | 3 | 57 | NA | 60 | 0 | 3 | 35 | NA | 38 | 0 | 0 | 31 | NA | 31 | 0 | 0 | 12 | NA | 12 | 0 | 0 | 17 | NA | 17 |
| Second Major | 0 | 0 | 0 | NA | 0 | 0 | 0 | 4 | NA | 4 | 0 | 0 | 5 | NA | 5 | 0 | 0 | 8 | NA | 8 | 0 | 0 | 5 | NA | 5 |
| Duplicated Total | 0 | 3 | 57 | NA | 60 | 0 | 3 | 39 | NA | 42 | 0 | 0 | 36 | NA | 36 | 0 | 0 | 20 | NA | 20 | 0 | 0 | 22 | NA | 22 |
| International Business Transactions | | | | | | | | | | | | | | | | | | | | | | | | | |
| First Major | NA | NA | 4 | NA | 4 | NA | NA | 7 | NA | 7 | NA | NA | 16 | NA | 16 | NA | NA | 20 | NA | 20 | NA | NA | 29 | NA | 29 |
| Second Major | NA | NA | 2 | NA | 2 | NA | NA | 9 | NA | 9 | NA | NA | 12 | NA | 12 | NA | NA | 10 | NA | 10 | NA | NA | 5 | NA | 5 |
| Duplicated Total | NA | NA | 6 | NA | 6 | NA | NA | 16 | NA | 16 | NA | NA | 28 | NA | 28 | NA | NA | 30 | NA | 30 | NA | NA | 34 | NA | 34 |
| International Human Rights | | | | | | | | | | | | | | | | | | | | | | | | | |
| First Major | NA | NA | NA | NA | NA | NA | 0 | NA | NA | 0 | NA | 0 | NA | NA | 0 | NA | 0 | NA | NA | 0 | NA | 0 | NA | NA | 0 |
| Second Major | NA | NA | NA | NA | NA | NA | 0 | NA | NA | 0 | NA | 0 | NA | NA | 0 | NA | 0 | NA | NA | 0 | NA | 1 | NA | NA | 1 |
| Duplicated Total | NA | NA | NA | NA | NA | NA | 0 | NA | NA | 0 | NA | 0 | NA | NA | 0 | NA | 0 | NA | NA | 0 | NA | 1 | NA | NA | 1 |
| Law (JD Program) | | | | | | | | | | | | | | | | | | | | | | | | | |
| First Major | 3 | NA | NA | 887 | 890 | 3 | NA | NA | 885 | 888 | 3 | 0 | NA | 858 | 861 | 2 | 0 | NA | 809 | 811 | 5 | 0 | NA | 776 | 781 |
| Second Major | 0 | NA | NA | 0 | 0 | 0 | NA | NA | 0 | 0 | 0 | 6 | NA | 0 | 6 | 0 | 18 | NA | 0 | 18 | 0 | 19 | NA | 0 | 19 |
| Duplicated Total | 3 | NA | NA | 887 | 890 | 3 | NA | NA | 885 | 888 | 3 | 6 | NA | 858 | 867 | 2 | 18 | NA | 809 | 829 | 5 | 19 | NA | 776 | 800 |
| Legal Administration | | | | | | | | | | | | | | | | | | | | | | | | | |
| First Major | NA | 1 | 34 | NA | 35 | NA | 2 | 35 | NA | 37 | NA | 2 | 36 | NA | 38 | NA | 1 | 27 | NA | 28 | NA | 1 | 18 | NA | 19 |
| Second Major | NA | 0 | 1 | NA | 1 | NA | 4 | 0 | NA | 4 | NA | 0 | 1 | NA | 1 | NA | 1 | 0 | NA | 1 | NA | 0 | 3 | NA | 3 |
| Duplicated Total | NA | 1 | 35 | NA | 36 | NA | 6 | 35 | NA | 41 | NA | 2 | 37 | NA | 39 | NA | 2 | 27 | NA | 29 | NA | 1 | 21 | NA | 22 |
| Legal Studies | | | | | | | | | | | | | | | | | | | | | | | | | |
| First Major | NA | NA | NA | NA | NA | NA | NA | NA | NA | NA | NA | NA | 1 | NA | 1 | NA | NA | 10 | NA | 10 | NA | NA | 15 | NA | 15 |
| Second Major | NA | NA | NA | NA | NA | NA | NA | NA | NA | NA | NA | NA | 0 | NA | 0 | NA | NA | 1 | NA | 1 | NA | NA | 1 | NA | 1 |
| Duplicated Total | NA | NA | NA | NA | NA | NA | NA | NA | NA | NA | NA | NA | 1 | NA | 1 | NA | NA | 11 | NA | 11 | NA | NA | 16 | NA | 16 |
| Total | | | | | | | | | | | | | | | | | | | | | | | | | |
| First Major | 3 | 4 | 95 | 887 | 989 | 3 | 5 | 77 | 885 | 970 | 3 | 2 | 84 | 858 | 947 | 2 | 1 | 76 | 809 | 888 | 5 | 2 | 92 | 776 | 875 |
| Second Major | 0 | 0 | 3 | 0 | 3 | 0 | 4 | 13 | 0 | 17 | 0 | 6 | 18 | 0 | 24 | 0 | 19 | 19 | 0 | 38 | 0 | 20 | 14 | 0 | 34 |
| Duplicated Total | 3 | 4 | 98 | 887 | 992 | 3 | 9 | 90 | 885 | 987 | 3 | 8 | 102 | 858 | 971 | 2 | 20 | 95 | 809 | 926 | 5 | 22 | 106 | 776 | 909 |

DU/Iliff Joint PhD Program
 Enrollment by Department and Major
 Graduate Programs

| | Fall 2012 | Fall 2013 | Fall 2014 | Fall 2015 | Fall 2016 |
|---------------------------------------|-----------|-----------|-----------|-----------|-----------|
| | Doctoral | Doctoral | Doctoral | Doctoral | Doctoral |
| Joint PhD in Study of Religion | | | | | |
| Religion ¹ | | | | | |
| First Major | 93 | 83 | 64 | 57 | 50 |
| Second Major | 0 | 0 | 0 | 0 | 0 |
| Duplicated Total | 93 | 83 | 64 | 57 | 50 |

¹ Interdisciplinary program between Iliff School of Theology, Arts and Humanities, Graduate School of Social Work, Josef Korbel School of International Studies, and Social Sciences.

Undergraduate Undeclared and Non-degree
 Enrollment by Department and Major
 Undergraduate Programs

| | Fall 2012 | | | | | Fall 2013 | | | | | Fall 2014 | | | | | Fall 2015 | | | | | Fall 2016 | | | | |
|--|-----------|-----|----|----|-------|-----------|-----|----|----|-------|-----------|-----|----|----|-------|-----------|-----|----|----|-------|-----------|-----|----|----|-------|
| | FY | So | Jr | Sr | Total | FY | So | Jr | Sr | Total | FY | So | Jr | Sr | Total | FY | So | Jr | Sr | Total | FY | So | Jr | Sr | Total |
| Undergraduate General | | | | | | | | | | | | | | | | | | | | | | | | | |
| Non-degree Studies | | | | | | | | | | | | | | | | | | | | | | | | | |
| First Major | 12 | 0 | 0 | 0 | 12 | 11 | 0 | 0 | 0 | 11 | 13 | 0 | 1 | 0 | 14 | 17 | 0 | 1 | 0 | 18 | 15 | 0 | 0 | 1 | 16 |
| Second Major | 0 | 0 | 0 | 0 | 0 | 0 | 0 | 0 | 0 | 0 | 0 | 0 | 0 | 0 | 0 | 1 | 0 | 0 | 0 | 1 | 1 | 1 | 0 | 0 | 2 |
| Duplicated Total | 12 | 0 | 0 | 0 | 12 | 11 | 0 | 0 | 0 | 11 | 13 | 0 | 1 | 0 | 14 | 18 | 0 | 1 | 0 | 19 | 16 | 1 | 0 | 1 | 18 |
| Undeclared - Business Interest ¹ | | | | | | | | | | | | | | | | | | | | | | | | | |
| First Major | 327 | 127 | 12 | 1 | 467 | 367 | 141 | 13 | 1 | 522 | 379 | 102 | 15 | 1 | 497 | 322 | 181 | 14 | 0 | 517 | 241 | 111 | 13 | 1 | 366 |
| Second Major | 1 | 0 | 0 | 0 | 1 | 2 | 0 | 0 | 0 | 2 | 0 | 0 | 0 | 0 | 0 | 0 | 0 | 0 | 0 | 0 | 0 | 0 | 0 | 0 | 0 |
| Duplicated Total | 328 | 127 | 12 | 1 | 468 | 369 | 141 | 13 | 1 | 524 | 379 | 102 | 15 | 1 | 497 | 322 | 181 | 14 | 0 | 517 | 241 | 111 | 13 | 1 | 366 |
| Undeclared - General | | | | | | | | | | | | | | | | | | | | | | | | | |
| First Major | 152 | 145 | 6 | 0 | 303 | 140 | 66 | 3 | 0 | 209 | 133 | 126 | 6 | 0 | 265 | 166 | 38 | 3 | 0 | 207 | 121 | 41 | 5 | 0 | 167 |
| Second Major | 1 | 3 | 0 | 0 | 4 | 2 | 2 | 5 | 0 | 9 | 14 | 6 | 5 | 1 | 26 | 4 | 5 | 2 | 3 | 14 | 2 | 1 | 2 | 0 | 5 |
| Duplicated Total | 153 | 148 | 6 | 0 | 307 | 142 | 68 | 8 | 0 | 218 | 147 | 132 | 11 | 1 | 291 | 170 | 43 | 5 | 3 | 221 | 123 | 42 | 7 | 0 | 172 |
| Total | | | | | | | | | | | | | | | | | | | | | | | | | |
| First Major | 491 | 272 | 18 | 1 | 782 | 518 | 207 | 16 | 1 | 742 | 525 | 228 | 22 | 1 | 776 | 505 | 219 | 18 | 0 | 742 | 377 | 152 | 18 | 2 | 549 |
| Second Major | 2 | 3 | 0 | 0 | 5 | 4 | 2 | 5 | 0 | 11 | 14 | 6 | 5 | 1 | 26 | 5 | 5 | 2 | 3 | 15 | 3 | 2 | 2 | 0 | 7 |
| Duplicated Total | 493 | 275 | 18 | 1 | 787 | 522 | 209 | 21 | 1 | 753 | 539 | 234 | 27 | 2 | 802 | 510 | 224 | 20 | 3 | 757 | 380 | 154 | 20 | 2 | 556 |

¹ In Fall 2010, Daniels College of Business implemented a secondary admission process where students who fall below the direct admission criteria must subsequently re-apply to be fully admitted to the college. These students are reported under the major "Undeclared - Business Interest" in Undergraduate Studies during their first year.

Graduate Studies

Enrollment by Department and Major

Graduate Programs

| | Fall 2012 | Fall 2013 | Fall 2014 | Fall 2015 | Fall 2016 |
|--|------------|------------|------------|------------|------------|
| | Non-degree | Non-degree | Non-degree | Non-degree | Non-degree |
| Graduate Studies | | | | | |
| Colorado School of Mines | | | | | |
| First Major | 0 | 0 | 0 | 0 | 0 |
| Second Major | 0 | 0 | 0 | 0 | 0 |
| Duplicated Total | 0 | 0 | 0 | 0 | 0 |
| Non-degree Graduate Studies | | | | | |
| First Major | 20 | 26 | 18 | 13 | 12 |
| Second Major | 2 | 0 | 0 | 0 | 0 |
| Duplicated Total | 22 | 26 | 18 | 13 | 12 |
| Non-degree Religious and Theological Studies | | | | | |
| First Major | 0 | 3 | 1 | 3 | 0 |
| Second Major | 0 | 0 | 0 | 0 | 0 |
| Duplicated Total | 0 | 3 | 1 | 3 | 0 |
| Study Abroad | | | | | |
| First Major | 1 | 0 | 1 | 0 | 0 |
| Second Major | 0 | 0 | 0 | 0 | 0 |
| Duplicated Total | 1 | 0 | 1 | 0 | 0 |
| Total | | | | | |
| First Major | 21 | 29 | 20 | 16 | 12 |
| Second Major | 2 | 0 | 0 | 0 | 0 |
| Duplicated Total | 23 | 29 | 20 | 16 | 12 |

University College
 Enrollment by Department and Major
 Undergraduate Programs

| | Fall 2012 | | | | | Fall 2013 | | | | | Fall 2014 | | | | | Fall 2015 | | | | | Fall 2016 | | | | |
|--|-----------|----|----|----|-------|-----------|----|----|----|-------|-----------|----|----|----|-------|-----------|----|----|----|-------|-----------|----|----|----|-------|
| | FY | So | Jr | Sr | Total | FY | So | Jr | Sr | Total | FY | So | Jr | Sr | Total | FY | So | Jr | Sr | Total | FY | So | Jr | Sr | Total |
| B.A. Completion Program | | | | | | | | | | | | | | | | | | | | | | | | | |
| Communication Arts | | | | | | | | | | | | | | | | | | | | | | | | | |
| First Major | 0 | 3 | 10 | 7 | 20 | 0 | 3 | 7 | 8 | 18 | 0 | 0 | 7 | 7 | 14 | 0 | 3 | 6 | 6 | 15 | 1 | 1 | 4 | 4 | 10 |
| Second Major | 0 | 0 | 0 | 0 | 0 | 0 | 0 | 0 | 0 | 0 | 0 | 0 | 0 | 0 | 0 | 0 | 0 | 0 | 0 | 0 | 0 | 0 | 0 | 0 | 0 |
| Duplicated Total | 0 | 3 | 10 | 7 | 20 | 0 | 3 | 7 | 8 | 18 | 0 | 0 | 7 | 7 | 14 | 0 | 3 | 6 | 6 | 15 | 1 | 1 | 4 | 4 | 10 |
| Environmental Studies | | | | | | | | | | | | | | | | | | | | | | | | | |
| First Major | 0 | 1 | 3 | 0 | 4 | 1 | 2 | 7 | 1 | 11 | 0 | 3 | 7 | 3 | 13 | 0 | 0 | 5 | 7 | 12 | 1 | 1 | 2 | 4 | 8 |
| Second Major | 0 | 0 | 0 | 0 | 0 | 0 | 0 | 0 | 0 | 0 | 0 | 0 | 0 | 0 | 0 | 0 | 0 | 0 | 0 | 0 | 0 | 0 | 0 | 0 | 0 |
| Duplicated Total | 0 | 1 | 3 | 0 | 4 | 1 | 2 | 7 | 1 | 11 | 0 | 3 | 7 | 3 | 13 | 0 | 0 | 5 | 7 | 12 | 1 | 1 | 2 | 4 | 8 |
| Global Commerce and Transportation | | | | | | | | | | | | | | | | | | | | | | | | | |
| First Major | 0 | 0 | 1 | 0 | 1 | 0 | 1 | 2 | 1 | 4 | 0 | 0 | 2 | 2 | 4 | 0 | 0 | 2 | 2 | 4 | 0 | 2 | 1 | 1 | 4 |
| Second Major | 0 | 0 | 0 | 0 | 0 | 0 | 0 | 0 | 0 | 0 | 0 | 0 | 0 | 0 | 0 | 0 | 0 | 0 | 0 | 0 | 0 | 0 | 0 | 0 | 0 |
| Duplicated Total | 0 | 0 | 1 | 0 | 1 | 0 | 1 | 2 | 1 | 4 | 0 | 0 | 2 | 2 | 4 | 0 | 0 | 2 | 2 | 4 | 0 | 2 | 1 | 1 | 4 |
| Global Studies | | | | | | | | | | | | | | | | | | | | | | | | | |
| First Major | 0 | 2 | 11 | 4 | 17 | 1 | 0 | 11 | 4 | 16 | 1 | 2 | 3 | 8 | 14 | 0 | 0 | 3 | 2 | 5 | 2 | 1 | 3 | 2 | 8 |
| Second Major | 0 | 0 | 0 | 0 | 0 | 0 | 0 | 0 | 1 | 1 | 0 | 0 | 0 | 0 | 0 | 0 | 0 | 0 | 0 | 0 | 0 | 0 | 0 | 0 | 0 |
| Duplicated Total | 0 | 2 | 11 | 4 | 17 | 1 | 0 | 11 | 5 | 17 | 1 | 2 | 3 | 8 | 14 | 0 | 0 | 3 | 2 | 5 | 2 | 1 | 3 | 2 | 8 |
| Information Technology | | | | | | | | | | | | | | | | | | | | | | | | | |
| First Major | 0 | 2 | 1 | 0 | 3 | 0 | 3 | 5 | 2 | 10 | 0 | 2 | 6 | 5 | 13 | 0 | 1 | 3 | 4 | 8 | 3 | 1 | 5 | 5 | 14 |
| Second Major | 0 | 0 | 0 | 0 | 0 | 0 | 0 | 0 | 0 | 0 | 0 | 0 | 0 | 0 | 0 | 0 | 0 | 0 | 0 | 0 | 0 | 0 | 0 | 0 | 0 |
| Duplicated Total | 0 | 2 | 1 | 0 | 3 | 0 | 3 | 5 | 2 | 10 | 0 | 2 | 6 | 5 | 13 | 0 | 1 | 3 | 4 | 8 | 3 | 1 | 5 | 5 | 14 |
| Leadership and Organizational Studies | | | | | | | | | | | | | | | | | | | | | | | | | |
| First Major | 0 | 5 | 18 | 26 | 49 | 1 | 2 | 14 | 17 | 34 | 1 | 2 | 8 | 19 | 30 | 1 | 6 | 6 | 12 | 25 | 4 | 4 | 7 | 2 | 17 |
| Second Major | 0 | 0 | 0 | 0 | 0 | 0 | 0 | 0 | 0 | 0 | 0 | 0 | 0 | 0 | 0 | 0 | 0 | 0 | 0 | 0 | 0 | 0 | 0 | 0 | 0 |
| Duplicated Total | 0 | 5 | 18 | 26 | 49 | 1 | 2 | 14 | 17 | 34 | 1 | 2 | 8 | 19 | 30 | 1 | 6 | 6 | 12 | 25 | 4 | 4 | 7 | 2 | 17 |
| Public Policy and Social Service ¹ | | | | | | | | | | | | | | | | | | | | | | | | | |
| First Major | 0 | 0 | 1 | 9 | 10 | 0 | 0 | 0 | 1 | 1 | NA | NA | NA | NA | NA | NA | NA | NA | NA | NA | NA | NA | NA | NA | NA |
| Second Major | 0 | 0 | 0 | 0 | 0 | 0 | 0 | 0 | 0 | 0 | NA | NA | NA | NA | NA | NA | NA | NA | NA | NA | NA | NA | NA | NA | NA |
| Duplicated Total | 0 | 0 | 1 | 9 | 10 | 0 | 0 | 0 | 1 | 1 | NA | NA | NA | NA | NA | NA | NA | NA | NA | NA | NA | NA | NA | NA | NA |
| Science and Technology ² | | | | | | | | | | | | | | | | | | | | | | | | | |
| First Major | 0 | 0 | 3 | 5 | 8 | 0 | 0 | 0 | 6 | 6 | NA | NA | NA | NA | NA | NA | NA | NA | NA | NA | NA | NA | NA | NA | NA |
| Second Major | 0 | 0 | 0 | 0 | 0 | 0 | 0 | 0 | 0 | 0 | NA | NA | NA | NA | NA | NA | NA | NA | NA | NA | NA | NA | NA | NA | NA |
| Duplicated Total | 0 | 0 | 3 | 5 | 8 | 0 | 0 | 0 | 6 | 6 | NA | NA | NA | NA | NA | NA | NA | NA | NA | NA | NA | NA | NA | NA | NA |
| Total | | | | | | | | | | | | | | | | | | | | | | | | | |
| First Major | 0 | 13 | 48 | 51 | 112 | 3 | 11 | 46 | 40 | 100 | 2 | 9 | 33 | 44 | 88 | 1 | 10 | 25 | 33 | 69 | 11 | 10 | 22 | 18 | 61 |
| Second Major | 0 | 0 | 0 | 0 | 0 | 0 | 0 | 0 | 1 | 1 | 0 | 0 | 0 | 0 | 0 | 0 | 0 | 0 | 0 | 0 | 0 | 0 | 0 | 0 | 0 |
| Duplicated Total | 0 | 13 | 48 | 51 | 112 | 3 | 11 | 46 | 41 | 101 | 2 | 9 | 33 | 44 | 88 | 1 | 10 | 25 | 33 | 69 | 11 | 10 | 22 | 18 | 61 |

¹ Program discontinued in 2012.

² Program discontinued in 2012.

University College
 Enrollment by Department and Major
 Graduate Programs

| | Fall 2012 | | | | Fall 2013 | | | | Fall 2014 | | | | Fall 2015 | | | | Fall 2016 | | | |
|--|-----------|------|-----|-------|-----------|------|-----|-------|-----------|------|-----|-------|-----------|------|-----|-------|-----------|------|-----|-------|
| | ND | Cert | Ma | Total | ND | Cert | Ma | Total | ND | Cert | Ma | Total | ND | Cert | Ma | Total | ND | Cert | Ma | Total |
| Arts and Culture | | | | | | | | | | | | | | | | | | | | |
| Arts and Culture | | | | | | | | | | | | | | | | | | | | |
| First Major | 6 | 10 | 71 | 87 | 14 | 14 | 80 | 108 | 0 | 20 | 90 | 110 | 5 | 17 | 88 | 110 | 5 | 16 | 87 | 108 |
| Second Major | 0 | 5 | 1 | 6 | 0 | 1 | 1 | 2 | 0 | 0 | 1 | 1 | 0 | 4 | 1 | 5 | 0 | 4 | 0 | 4 |
| Duplicated Total | 6 | 15 | 72 | 93 | 14 | 15 | 81 | 110 | 0 | 20 | 91 | 111 | 5 | 21 | 89 | 115 | 5 | 20 | 87 | 112 |
| Liberal Studies | | | | | | | | | | | | | | | | | | | | |
| First Major | 0 | 0 | 0 | 0 | 0 | 0 | 0 | 0 | 1 | 0 | 0 | 1 | 0 | 0 | 0 | 0 | 0 | 0 | 0 | 0 |
| Second Major | 0 | 0 | 0 | 0 | 0 | 0 | 0 | 0 | 0 | 1 | 0 | 1 | 0 | 0 | 0 | 0 | 0 | 0 | 1 | 1 |
| Duplicated Total | 0 | 0 | 0 | 0 | 0 | 0 | 0 | 0 | 1 | 1 | 0 | 2 | 0 | 0 | 0 | 0 | 0 | 0 | 1 | 1 |
| Total | | | | | | | | | | | | | | | | | | | | |
| First Major | 6 | 10 | 71 | 87 | 14 | 14 | 80 | 108 | 1 | 20 | 90 | 111 | 5 | 17 | 88 | 110 | 5 | 16 | 87 | 108 |
| Second Major | 0 | 5 | 1 | 6 | 0 | 1 | 1 | 2 | 0 | 1 | 1 | 2 | 0 | 4 | 1 | 5 | 0 | 4 | 1 | 5 |
| Duplicated Total | 6 | 15 | 72 | 93 | 14 | 15 | 81 | 110 | 1 | 21 | 91 | 113 | 5 | 21 | 89 | 115 | 5 | 20 | 88 | 113 |
| Environmental Policy and Management | | | | | | | | | | | | | | | | | | | | |
| Environmental Policy and Management | | | | | | | | | | | | | | | | | | | | |
| First Major | 47 | 21 | 206 | 274 | 40 | 20 | 213 | 273 | 29 | 21 | 218 | 268 | 18 | 25 | 220 | 263 | 12 | 20 | 230 | 262 |
| Second Major | 0 | 5 | 3 | 8 | 0 | 7 | 0 | 7 | 0 | 4 | 1 | 5 | 0 | 8 | 3 | 11 | 0 | 7 | 2 | 9 |
| Duplicated Total | 47 | 26 | 209 | 282 | 40 | 27 | 213 | 280 | 29 | 25 | 219 | 273 | 18 | 33 | 223 | 274 | 12 | 27 | 232 | 271 |
| Geographic Information Systems | | | | | | | | | | | | | | | | | | | | |
| Geographic Information Systems | | | | | | | | | | | | | | | | | | | | |
| First Major | 13 | 82 | 0 | 95 | 8 | 89 | 0 | 97 | 16 | 67 | 0 | 83 | 8 | 79 | 0 | 87 | 16 | 80 | 0 | 96 |
| Second Major | 0 | 3 | 0 | 3 | 0 | 1 | 0 | 1 | 0 | 6 | 0 | 6 | 0 | 9 | 0 | 9 | 0 | 8 | 0 | 8 |
| Duplicated Total | 13 | 85 | 0 | 98 | 8 | 90 | 0 | 98 | 16 | 73 | 0 | 89 | 8 | 88 | 0 | 96 | 16 | 88 | 0 | 104 |
| Global Affairs | | | | | | | | | | | | | | | | | | | | |
| Global Affairs | | | | | | | | | | | | | | | | | | | | |
| First Major | 5 | 12 | 50 | 67 | 3 | 17 | 51 | 71 | 5 | 11 | 43 | 59 | 4 | 13 | 49 | 66 | 1 | 12 | 61 | 74 |
| Second Major | 0 | 5 | 2 | 7 | 0 | 0 | 0 | 0 | 0 | 3 | 0 | 3 | 0 | 2 | 0 | 2 | 0 | 2 | 1 | 3 |
| Duplicated Total | 5 | 17 | 52 | 74 | 3 | 17 | 51 | 71 | 5 | 14 | 43 | 62 | 4 | 15 | 49 | 68 | 1 | 14 | 62 | 77 |
| Healthcare Leadership | | | | | | | | | | | | | | | | | | | | |
| Healthcare Leadership | | | | | | | | | | | | | | | | | | | | |
| First Major | 7 | 7 | 62 | 76 | 4 | 6 | 63 | 73 | 3 | 4 | 57 | 64 | 3 | 9 | 68 | 80 | 1 | 9 | 66 | 76 |
| Second Major | 0 | 0 | 2 | 2 | 0 | 2 | 1 | 3 | 0 | 0 | 1 | 1 | 0 | 3 | 0 | 3 | 0 | 2 | 0 | 2 |
| Duplicated Total | 7 | 7 | 64 | 78 | 4 | 8 | 64 | 76 | 3 | 4 | 58 | 65 | 3 | 12 | 68 | 83 | 1 | 11 | 66 | 78 |

University College
Enrollment by Department and Major
Graduate Programs

| | Fall 2012 | | | | Fall 2013 | | | | Fall 2014 | | | | Fall 2015 | | | | Fall 2016 | | | |
|---|-----------|------|-----|-------|-----------|------|-----|-------|-----------|------|-----|-------|-----------|------|-----|-------|-----------|------|-----|-------|
| | ND | Cert | Ma | Total | ND | Cert | Ma | Total | ND | Cert | Ma | Total | ND | Cert | Ma | Total | ND | Cert | Ma | Total |
| Information and Communication Technology | | | | | | | | | | | | | | | | | | | | |
| Computer Information Systems | | | | | | | | | | | | | | | | | | | | |
| First Major | 0 | 0 | 3 | 3 | 0 | 0 | 1 | 1 | 0 | 0 | 0 | 0 | 0 | 0 | 0 | 0 | 0 | 0 | 0 | 0 |
| Second Major | 0 | 0 | 0 | 0 | 0 | 0 | 0 | 0 | 0 | 0 | 0 | 0 | 0 | 0 | 0 | 0 | 0 | 0 | 0 | 0 |
| Duplicated Total | 0 | 0 | 3 | 3 | 0 | 0 | 1 | 1 | 0 | 0 | 0 | 0 | 0 | 0 | 0 | 0 | 0 | 0 | 0 | 0 |
| Information and Communication Technology | | | | | | | | | | | | | | | | | | | | |
| First Major | 18 | 42 | 193 | 253 | 23 | 42 | 214 | 279 | 23 | 57 | 267 | 347 | 38 | 45 | 313 | 396 | 13 | 42 | 298 | 353 |
| Second Major | 1 | 10 | 1 | 12 | 0 | 9 | 2 | 11 | 0 | 10 | 1 | 11 | 0 | 17 | 1 | 18 | 0 | 22 | 4 | 26 |
| Duplicated Total | 19 | 52 | 194 | 265 | 23 | 51 | 216 | 290 | 23 | 67 | 268 | 358 | 38 | 62 | 314 | 414 | 13 | 64 | 302 | 379 |
| Total | | | | | | | | | | | | | | | | | | | | |
| First Major | 18 | 42 | 196 | 256 | 23 | 42 | 215 | 280 | 23 | 57 | 267 | 347 | 38 | 45 | 313 | 396 | 13 | 42 | 298 | 353 |
| Second Major | 1 | 10 | 1 | 12 | 0 | 9 | 2 | 11 | 0 | 10 | 1 | 11 | 0 | 17 | 1 | 18 | 0 | 22 | 4 | 26 |
| Duplicated Total | 19 | 52 | 197 | 268 | 23 | 51 | 217 | 291 | 23 | 67 | 268 | 358 | 38 | 62 | 314 | 414 | 13 | 64 | 302 | 379 |
| Leadership and Organizations | | | | | | | | | | | | | | | | | | | | |
| Leadership and Organizations | | | | | | | | | | | | | | | | | | | | |
| First Major | 4 | 7 | 76 | 87 | 3 | 4 | 81 | 88 | 5 | 6 | 78 | 89 | 6 | 7 | 89 | 102 | 11 | 10 | 99 | 120 |
| Second Major | 0 | 1 | 2 | 3 | 0 | 3 | 1 | 4 | 0 | 2 | 2 | 4 | 0 | 3 | 1 | 4 | 0 | 4 | 3 | 7 |
| Duplicated Total | 4 | 8 | 78 | 90 | 3 | 7 | 82 | 92 | 5 | 8 | 80 | 93 | 6 | 10 | 90 | 106 | 11 | 14 | 102 | 127 |
| Organizational Leadership | | | | | | | | | | | | | | | | | | | | |
| First Major | 0 | 0 | 4 | 4 | 0 | 0 | 1 | 1 | 0 | 0 | 0 | 0 | 0 | 0 | 0 | 0 | 0 | 0 | 0 | 0 |
| Second Major | 0 | 0 | 0 | 0 | 0 | 0 | 0 | 0 | 0 | 0 | 0 | 0 | 0 | 0 | 0 | 0 | 0 | 0 | 0 | 0 |
| Duplicated Total | 0 | 0 | 4 | 4 | 0 | 0 | 1 | 1 | 0 | 0 | 0 | 0 | 0 | 0 | 0 | 0 | 0 | 0 | 0 | 0 |
| Total | | | | | | | | | | | | | | | | | | | | |
| First Major | 4 | 7 | 80 | 91 | 3 | 4 | 82 | 89 | 5 | 6 | 78 | 89 | 6 | 7 | 89 | 102 | 11 | 10 | 99 | 120 |
| Second Major | 0 | 1 | 2 | 3 | 0 | 3 | 1 | 4 | 0 | 2 | 2 | 4 | 0 | 3 | 1 | 4 | 0 | 4 | 3 | 7 |
| Duplicated Total | 4 | 8 | 82 | 94 | 3 | 7 | 83 | 93 | 5 | 8 | 80 | 93 | 6 | 10 | 90 | 106 | 11 | 14 | 102 | 127 |
| Modern Languages | | | | | | | | | | | | | | | | | | | | |
| Modern Languages ¹ | | | | | | | | | | | | | | | | | | | | |
| First Major | 18 | 0 | 0 | 18 | 7 | 0 | 0 | 7 | 0 | 0 | 0 | 0 | 1 | 0 | 0 | 1 | NA | NA | NA | NA |
| Second Major | 0 | 0 | 0 | 0 | 0 | 0 | 0 | 0 | 0 | 0 | 0 | 0 | 0 | 0 | 0 | 0 | NA | NA | NA | NA |
| Duplicated Total | 18 | 0 | 0 | 18 | 7 | 0 | 0 | 7 | 0 | 0 | 0 | 0 | 1 | 0 | 0 | 1 | NA | NA | NA | NA |

¹ Program discontinued in 2014.

University College
Enrollment by Department and Major
Graduate Programs

| | Fall 2012 | | | | Fall 2013 | | | | Fall 2014 | | | | Fall 2015 | | | | Fall 2016 | | | |
|--|-----------|------|-----|-------|-----------|------|-----|-------|-----------|------|-----|-------|-----------|------|-----|-------|-----------|------|-----|-------|
| | ND | Cert | Ma | Total | ND | Cert | Ma | Total | ND | Cert | Ma | Total | ND | Cert | Ma | Total | ND | Cert | Ma | Total |
| Organizational and Professional Communication | | | | | | | | | | | | | | | | | | | | |
| Applied Communication | | | | | | | | | | | | | | | | | | | | |
| First Major | 0 | 0 | 1 | 1 | 0 | 0 | 1 | 1 | 0 | 0 | 0 | 0 | 0 | 0 | 0 | 0 | 0 | 0 | 0 | 0 |
| Second Major | 0 | 0 | 0 | 0 | 1 | 0 | 0 | 1 | 0 | 0 | 0 | 0 | 0 | 0 | 0 | 0 | 0 | 0 | 0 | 0 |
| Duplicated Total | 0 | 0 | 1 | 1 | 1 | 0 | 1 | 2 | 0 | 0 | 0 | 0 | 0 | 0 | 0 | 0 | 0 | 0 | 0 | 0 |
| Communication Management ² | | | | | | | | | | | | | | | | | | | | |
| First Major | 9 | 27 | 143 | 179 | 0 | 29 | 153 | 182 | 14 | 30 | 162 | 206 | 15 | 28 | 155 | 198 | 12 | 21 | 163 | 196 |
| Second Major | 0 | 1 | 1 | 2 | 0 | 0 | 1 | 1 | 0 | 4 | 0 | 4 | 0 | 6 | 0 | 6 | 1 | 7 | 1 | 9 |
| Duplicated Total | 9 | 28 | 144 | 181 | 0 | 29 | 154 | 183 | 14 | 34 | 162 | 210 | 15 | 34 | 155 | 204 | 13 | 28 | 164 | 205 |
| Total | | | | | | | | | | | | | | | | | | | | |
| First Major | 9 | 27 | 144 | 180 | 0 | 29 | 154 | 183 | 14 | 30 | 162 | 206 | 15 | 28 | 155 | 198 | 12 | 21 | 163 | 196 |
| Second Major | 0 | 1 | 1 | 2 | 1 | 0 | 1 | 2 | 0 | 4 | 0 | 4 | 0 | 6 | 0 | 6 | 1 | 7 | 1 | 9 |
| Duplicated Total | 9 | 28 | 145 | 182 | 1 | 29 | 155 | 185 | 14 | 34 | 162 | 210 | 15 | 34 | 155 | 204 | 13 | 28 | 164 | 205 |
| Security Management | | | | | | | | | | | | | | | | | | | | |
| Security Management | | | | | | | | | | | | | | | | | | | | |
| First Major | 0 | 3 | 22 | 25 | 3 | 2 | 25 | 30 | 1 | 2 | 26 | 29 | 1 | 4 | 23 | 28 | 1 | 5 | 25 | 31 |
| Second Major | 0 | 0 | 0 | 0 | 0 | 1 | 0 | 1 | 0 | 0 | 0 | 0 | 0 | 1 | 1 | 2 | 0 | 1 | 0 | 1 |
| Duplicated Total | 0 | 3 | 22 | 25 | 3 | 3 | 25 | 31 | 1 | 2 | 26 | 29 | 1 | 5 | 24 | 30 | 1 | 6 | 25 | 32 |
| Strategic HR Management | | | | | | | | | | | | | | | | | | | | |
| Human Resources Administration | | | | | | | | | | | | | | | | | | | | |
| First Major | 0 | 0 | 0 | 0 | 0 | 0 | 0 | 0 | 0 | 0 | 0 | 0 | 0 | 0 | 0 | 0 | 0 | 0 | 0 | 0 |
| Second Major | 0 | 0 | 0 | 0 | 0 | 0 | 0 | 0 | 0 | 0 | 0 | 0 | 0 | 0 | 0 | 0 | 0 | 0 | 0 | 0 |
| Duplicated Total | 0 | 0 | 0 | 0 | 0 | 0 | 0 | 0 | 0 | 0 | 0 | 0 | 0 | 0 | 0 | 0 | 0 | 0 | 0 | 0 |
| Strategic Human Resources ³ | | | | | | | | | | | | | | | | | | | | |
| First Major | 4 | 9 | 80 | 93 | 5 | 7 | 91 | 103 | 3 | 4 | 79 | 86 | 5 | 3 | 74 | 82 | 0 | 5 | 62 | 67 |
| Second Major | 0 | 3 | 1 | 4 | 0 | 1 | 1 | 2 | 0 | 0 | 0 | 0 | 0 | 0 | 0 | 0 | 0 | 2 | 0 | 2 |
| Duplicated Total | 4 | 12 | 81 | 97 | 5 | 8 | 92 | 105 | 3 | 4 | 79 | 86 | 5 | 3 | 74 | 82 | 0 | 7 | 62 | 69 |
| Total | | | | | | | | | | | | | | | | | | | | |
| First Major | 4 | 9 | 80 | 93 | 5 | 7 | 91 | 103 | 3 | 4 | 79 | 86 | 5 | 3 | 74 | 82 | 0 | 5 | 62 | 67 |
| Second Major | 0 | 3 | 1 | 4 | 0 | 1 | 1 | 2 | 0 | 0 | 0 | 0 | 0 | 0 | 0 | 0 | 0 | 2 | 0 | 2 |
| Duplicated Total | 4 | 12 | 81 | 97 | 5 | 8 | 92 | 105 | 3 | 4 | 79 | 86 | 5 | 3 | 74 | 82 | 0 | 7 | 62 | 69 |

² Program renamed from Organizational & Professional Communication to Communication Management in 2016.

³ Program renamed from Strategic HR Management to Strategic Human Resources in 2016.

University College
 Enrollment by Department and Major
 Graduate Programs

| | Fall 2012 | | | | Fall 2013 | | | | Fall 2014 | | | | Fall 2015 | | | | Fall 2016 | | | |
|------------------------------|-----------|------|-----|-------|-----------|------|-----|-------|-----------|------|-------|-------|-----------|------|-------|-------|-----------|------|-------|-------|
| | ND | Cert | Ma | Total | ND | Cert | Ma | Total | ND | Cert | Ma | Total | ND | Cert | Ma | Total | ND | Cert | Ma | Total |
| Technology Management | | | | | | | | | | | | | | | | | | | | |
| Technology Management | | | | | | | | | | | | | | | | | | | | |
| First Major | 0 | 0 | 0 | 0 | 0 | 0 | 0 | 0 | 0 | 0 | 0 | 0 | 0 | 0 | 0 | 0 | 0 | 0 | 0 | 0 |
| Second Major | 0 | 0 | 0 | 0 | 0 | 0 | 0 | 0 | 0 | 0 | 0 | 0 | 0 | 0 | 0 | 0 | 0 | 0 | 0 | 0 |
| Duplicated Total | 0 | 0 | 0 | 0 | 0 | 0 | 0 | 0 | 0 | 0 | 0 | 0 | 0 | 0 | 0 | 0 | 0 | 0 | 0 | 0 |
| Telecommunications | | | | | | | | | | | | | | | | | | | | |
| Telecommunications | | | | | | | | | | | | | | | | | | | | |
| First Major | 0 | 0 | 2 | 2 | 0 | 0 | 0 | 0 | 0 | 0 | 0 | 0 | 0 | 0 | 0 | 0 | 0 | 0 | 0 | 0 |
| Second Major | 0 | 0 | 0 | 0 | 0 | 1 | 0 | 1 | 0 | 0 | 0 | 0 | 0 | 0 | 0 | 0 | 0 | 0 | 0 | 0 |
| Duplicated Total | 0 | 0 | 2 | 2 | 0 | 1 | 0 | 1 | 0 | 0 | 0 | 0 | 0 | 0 | 0 | 0 | 0 | 0 | 0 | 0 |
| Graduate Total | | | | | | | | | | | | | | | | | | | | |
| First Major | 131 | 220 | 913 | 1,264 | 110 | 230 | 974 | 1,314 | 100 | 222 | 1,020 | 1,342 | 104 | 230 | 1,079 | 1,413 | 72 | 220 | 1,091 | 1,383 |
| Second Major | 1 | 33 | 13 | 47 | 1 | 26 | 7 | 34 | 0 | 30 | 6 | 36 | 0 | 53 | 7 | 60 | 1 | 59 | 12 | 72 |
| Duplicated Total | 132 | 253 | 926 | 1,311 | 111 | 256 | 981 | 1,348 | 100 | 252 | 1,026 | 1,378 | 104 | 283 | 1,086 | 1,473 | 73 | 279 | 1,103 | 1,455 |

University College
Enrollment by Department
All Programs

| | Fall 2012 | | | | | Fall 2013 | | | | | Fall 2014 | | | | | Fall 2015 | | | | | Fall 2016 | | | | |
|---|-----------|----|------|-----|-------|-----------|----|------|-----|-------|-----------|----|------|-----|-------|-----------|----|------|-----|-------|-----------|----|------|-----|-------|
| | Ba | ND | Cert | Ma | Total | Ba | ND | Cert | Ma | Total | Ba | ND | Cert | Ma | Total | Ba | ND | Cert | Ma | Total | Ba | ND | Cert | Ma | Total |
| Arts and Culture | | | | | | | | | | | | | | | | | | | | | | | | | |
| First Major | NA | 6 | 10 | 71 | 87 | NA | 14 | 14 | 80 | 108 | NA | 1 | 20 | 90 | 111 | NA | 5 | 17 | 88 | 110 | NA | 5 | 16 | 87 | 108 |
| Second Major | NA | 0 | 5 | 1 | 6 | NA | 0 | 1 | 1 | 2 | NA | 0 | 1 | 1 | 2 | NA | 0 | 4 | 1 | 5 | NA | 0 | 4 | 1 | 5 |
| Duplicated Total | NA | 6 | 15 | 72 | 93 | NA | 14 | 15 | 81 | 110 | NA | 1 | 21 | 91 | 113 | NA | 5 | 21 | 89 | 115 | NA | 5 | 20 | 88 | 113 |
| B.A. Completion Program | | | | | | | | | | | | | | | | | | | | | | | | | |
| First Major | 104 | NA | NA | NA | 104 | 75 | NA | NA | NA | 75 | 88 | NA | NA | NA | 88 | 69 | NA | NA | NA | 69 | 61 | NA | NA | NA | 61 |
| Second Major | 0 | NA | NA | NA | 0 | 1 | NA | NA | NA | 1 | 0 | NA | NA | NA | 0 | 0 | NA | NA | NA | 0 | 0 | NA | NA | NA | 0 |
| Duplicated Total | 104 | NA | NA | NA | 104 | 76 | NA | NA | NA | 76 | 88 | NA | NA | NA | 88 | 69 | NA | NA | NA | 69 | 61 | NA | NA | NA | 61 |
| Environmental Policy and Management | | | | | | | | | | | | | | | | | | | | | | | | | |
| First Major | NA | 47 | 21 | 206 | 274 | NA | 40 | 20 | 213 | 273 | NA | 29 | 21 | 218 | 268 | NA | 18 | 25 | 220 | 263 | NA | 12 | 20 | 230 | 262 |
| Second Major | NA | 0 | 5 | 3 | 8 | NA | 0 | 7 | 0 | 7 | NA | 0 | 4 | 1 | 5 | NA | 0 | 8 | 3 | 11 | NA | 0 | 7 | 2 | 9 |
| Duplicated Total | NA | 47 | 26 | 209 | 282 | NA | 40 | 27 | 213 | 280 | NA | 29 | 25 | 219 | 273 | NA | 18 | 33 | 223 | 274 | NA | 12 | 27 | 232 | 271 |
| Geographic Information Systems | | | | | | | | | | | | | | | | | | | | | | | | | |
| First Major | NA | 13 | 82 | 0 | 95 | NA | 8 | 89 | 0 | 97 | NA | 16 | 67 | 0 | 83 | NA | 8 | 79 | 0 | 87 | NA | 16 | 80 | 0 | 96 |
| Second Major | NA | 0 | 3 | 0 | 3 | NA | 0 | 1 | 0 | 1 | NA | 0 | 6 | 0 | 6 | NA | 0 | 9 | 0 | 9 | NA | 0 | 8 | 0 | 8 |
| Duplicated Total | NA | 13 | 85 | 0 | 98 | NA | 8 | 90 | 0 | 98 | NA | 16 | 73 | 0 | 89 | NA | 8 | 88 | 0 | 96 | NA | 16 | 88 | 0 | 104 |
| Global Affairs | | | | | | | | | | | | | | | | | | | | | | | | | |
| First Major | NA | 5 | 12 | 50 | 67 | NA | 3 | 17 | 51 | 71 | NA | 5 | 11 | 43 | 59 | NA | 4 | 13 | 49 | 66 | NA | 1 | 12 | 61 | 74 |
| Second Major | NA | 0 | 5 | 2 | 7 | NA | 0 | 0 | 0 | 0 | NA | 0 | 3 | 0 | 3 | NA | 0 | 2 | 0 | 2 | NA | 0 | 2 | 1 | 3 |
| Duplicated Total | NA | 5 | 17 | 52 | 74 | NA | 3 | 17 | 51 | 71 | NA | 5 | 14 | 43 | 62 | NA | 4 | 15 | 49 | 68 | NA | 1 | 14 | 62 | 77 |
| Healthcare Leadership | | | | | | | | | | | | | | | | | | | | | | | | | |
| First Major | NA | 7 | 7 | 62 | 76 | NA | 4 | 6 | 63 | 73 | NA | 3 | 4 | 57 | 64 | NA | 3 | 9 | 68 | 80 | NA | 1 | 9 | 66 | 76 |
| Second Major | NA | 0 | 0 | 2 | 2 | NA | 0 | 2 | 1 | 3 | NA | 0 | 0 | 1 | 1 | NA | 0 | 3 | 0 | 3 | NA | 0 | 2 | 0 | 2 |
| Duplicated Total | NA | 7 | 7 | 64 | 78 | NA | 4 | 8 | 64 | 76 | NA | 3 | 4 | 58 | 65 | NA | 3 | 12 | 68 | 83 | NA | 1 | 11 | 66 | 78 |
| Information and Communication Technology | | | | | | | | | | | | | | | | | | | | | | | | | |
| First Major | NA | 18 | 42 | 196 | 256 | NA | 23 | 42 | 215 | 280 | NA | 23 | 57 | 267 | 347 | NA | 38 | 45 | 313 | 396 | NA | 13 | 42 | 298 | 353 |
| Second Major | NA | 1 | 10 | 1 | 12 | NA | 0 | 9 | 2 | 11 | NA | 0 | 10 | 1 | 11 | NA | 0 | 17 | 1 | 18 | NA | 0 | 22 | 4 | 26 |
| Duplicated Total | NA | 19 | 52 | 197 | 268 | NA | 23 | 51 | 217 | 291 | NA | 23 | 67 | 268 | 358 | NA | 38 | 62 | 314 | 414 | NA | 13 | 64 | 302 | 379 |

University College
Enrollment by Department
All Programs

| | Fall 2012 | | | | | Fall 2013 | | | | | Fall 2014 | | | | | Fall 2015 | | | | | Fall 2016 | | | | |
|--|-----------|-----|------|-----|-------|-----------|-----|------|-----|-------|-----------|-----|------|-------|-------|-----------|-----|------|-------|-------|-----------|----|------|-------|-------|
| | Ba | ND | Cert | Ma | Total | Ba | ND | Cert | Ma | Total | Ba | ND | Cert | Ma | Total | Ba | ND | Cert | Ma | Total | Ba | ND | Cert | Ma | Total |
| Leadership and Organizations | | | | | | | | | | | | | | | | | | | | | | | | | |
| First Major | NA | 4 | 7 | 80 | 91 | NA | 3 | 4 | 82 | 89 | NA | 5 | 6 | 78 | 89 | NA | 6 | 7 | 89 | 102 | NA | 11 | 10 | 99 | 120 |
| Second Major | NA | 0 | 1 | 2 | 3 | NA | 0 | 3 | 1 | 4 | NA | 0 | 2 | 2 | 4 | NA | 0 | 3 | 1 | 4 | NA | 0 | 4 | 3 | 7 |
| Duplicated Total | NA | 4 | 8 | 82 | 94 | NA | 3 | 7 | 83 | 93 | NA | 5 | 8 | 80 | 93 | NA | 6 | 10 | 90 | 106 | NA | 11 | 14 | 102 | 127 |
| Modern Languages | | | | | | | | | | | | | | | | | | | | | | | | | |
| First Major | NA | 18 | 0 | 0 | 18 | NA | 7 | 0 | 0 | 7 | NA | 0 | 0 | 0 | 0 | NA | 1 | 0 | 0 | 1 | NA | 0 | 0 | 0 | 0 |
| Second Major | NA | 0 | 0 | 0 | 0 | NA | 0 | 0 | 0 | 0 | NA | 0 | 0 | 0 | 0 | NA | 0 | 0 | 0 | 0 | NA | 0 | 0 | 0 | 0 |
| Duplicated Total | NA | 18 | 0 | 0 | 18 | NA | 7 | 0 | 0 | 7 | NA | 0 | 0 | 0 | 0 | NA | 1 | 0 | 0 | 1 | NA | 0 | 0 | 0 | 0 |
| Organization and Professional Communication | | | | | | | | | | | | | | | | | | | | | | | | | |
| First Major | NA | 9 | 27 | 144 | 180 | NA | 0 | 29 | 154 | 183 | NA | 14 | 30 | 162 | 206 | NA | 15 | 28 | 155 | 198 | NA | 12 | 21 | 163 | 196 |
| Second Major | NA | 0 | 1 | 1 | 2 | NA | 1 | 0 | 1 | 2 | NA | 0 | 4 | 0 | 4 | NA | 0 | 6 | 0 | 6 | NA | 1 | 7 | 1 | 9 |
| Duplicated Total | NA | 9 | 28 | 145 | 182 | NA | 1 | 29 | 155 | 185 | NA | 14 | 34 | 162 | 210 | NA | 15 | 34 | 155 | 204 | NA | 13 | 28 | 164 | 205 |
| Security Management | | | | | | | | | | | | | | | | | | | | | | | | | |
| First Major | NA | 0 | 3 | 22 | 25 | NA | 3 | 2 | 25 | 30 | NA | 1 | 2 | 26 | 29 | NA | 1 | 4 | 23 | 28 | NA | 1 | 5 | 25 | 31 |
| Second Major | NA | 0 | 0 | 0 | 0 | NA | 0 | 1 | 0 | 1 | NA | 0 | 0 | 0 | 0 | NA | 0 | 1 | 1 | 2 | NA | 0 | 1 | 0 | 1 |
| Duplicated Total | NA | 0 | 3 | 22 | 25 | NA | 3 | 3 | 25 | 31 | NA | 1 | 2 | 26 | 29 | NA | 1 | 5 | 24 | 30 | NA | 1 | 6 | 25 | 32 |
| Strategic HR Management | | | | | | | | | | | | | | | | | | | | | | | | | |
| First Major | NA | 4 | 9 | 80 | 93 | NA | 5 | 7 | 91 | 103 | NA | 3 | 4 | 79 | 86 | NA | 5 | 3 | 74 | 82 | NA | 0 | 5 | 62 | 67 |
| Second Major | NA | 0 | 3 | 1 | 4 | NA | 0 | 1 | 1 | 2 | NA | 0 | 0 | 0 | 0 | NA | 0 | 0 | 0 | 0 | NA | 0 | 2 | 0 | 2 |
| Duplicated Total | NA | 4 | 12 | 81 | 97 | NA | 5 | 8 | 92 | 105 | NA | 3 | 4 | 79 | 86 | NA | 5 | 3 | 74 | 82 | NA | 0 | 7 | 62 | 69 |
| Technology Management | | | | | | | | | | | | | | | | | | | | | | | | | |
| First Major | NA | 0 | 0 | 0 | 0 | NA | 0 | 0 | 0 | 0 | NA | 0 | 0 | 0 | 0 | NA | 0 | 0 | 0 | 0 | NA | 0 | 0 | 0 | 0 |
| Second Major | NA | 0 | 0 | 0 | 0 | NA | 0 | 0 | 0 | 0 | NA | 0 | 0 | 0 | 0 | NA | 0 | 0 | 0 | 0 | NA | 0 | 0 | 0 | 0 |
| Duplicated Total | NA | 0 | 0 | 0 | 0 | NA | 0 | 0 | 0 | 0 | NA | 0 | 0 | 0 | 0 | NA | 0 | 0 | 0 | 0 | NA | 0 | 0 | 0 | 0 |
| Telecommunications | | | | | | | | | | | | | | | | | | | | | | | | | |
| First Major | NA | 0 | 0 | 2 | 2 | NA | 0 | 0 | 0 | 0 | NA | 0 | 0 | 0 | 0 | NA | 0 | 0 | 0 | 0 | NA | 0 | 0 | 0 | 0 |
| Second Major | NA | 0 | 0 | 0 | 0 | NA | 0 | 1 | 0 | 1 | NA | 0 | 0 | 0 | 0 | NA | 0 | 0 | 0 | 0 | NA | 0 | 0 | 0 | 0 |
| Duplicated Total | NA | 0 | 0 | 2 | 2 | NA | 0 | 1 | 0 | 1 | NA | 0 | 0 | 0 | 0 | NA | 0 | 0 | 0 | 0 | NA | 0 | 0 | 0 | 0 |
| Grand Total | | | | | | | | | | | | | | | | | | | | | | | | | |
| First Major | 104 | 131 | 220 | 913 | 1,368 | 75 | 110 | 230 | 974 | 1,389 | 88 | 100 | 222 | 1,020 | 1,430 | 69 | 104 | 230 | 1,079 | 1,482 | 61 | 72 | 220 | 1,091 | 1,444 |
| Second Major | 0 | 1 | 33 | 13 | 47 | 1 | 1 | 26 | 7 | 35 | 0 | 0 | 30 | 6 | 36 | 0 | 0 | 53 | 7 | 60 | 0 | 1 | 59 | 12 | 72 |
| Duplicated Total | 104 | 132 | 253 | 926 | 1,415 | 76 | 111 | 256 | 981 | 1,424 | 88 | 100 | 252 | 1,026 | 1,466 | 69 | 104 | 283 | 1,086 | 1,542 | 61 | 73 | 279 | 1,103 | 1,516 |

Transportation Institute
 Enrollment by Department and Major
 Graduate Programs

| | Fall 2012 | Fall 2013 | Fall 2014 | Fall 2015 | Fall 2016 |
|--|-----------|-----------|-----------|-----------|-----------|
| | Master's | Master's | Master's | Master's | Master's |
| Transportation Institute | | | | | |
| Transportation Management ¹ | | | | | |
| First Major | 35 | 32 | 39 | 37 | 33 |
| Second Major | 0 | 0 | 0 | 0 | 0 |
| Duplicated Total | 35 | 32 | 39 | 37 | 33 |

¹ Interdisciplinary program between University College, Daniels College of Business (Marketing), Morgridge College of Education, Josef Korbel School of International Studies, Sturm College of Law, and Natural Sciences & Mathematics (Geography).

Colorado Women's College
 Enrollment by Department and Major
 Undergraduate Programs

| | Fall 2012 | | | | | Fall 2013 | | | | | Fall 2014 | | | | | Fall 2015 | | | | | Fall 2016 | | | | | | | | | |
|---------------------------------------|-----------|----|----|----|-------|-----------|----|----|----|-------|-----------|----|----|----|-------|-----------|----|----|----|-------|-----------|----|----|----|-------|---|---|---|---|---|
| | FY | So | Jr | Sr | Total | FY | So | Jr | Sr | Total | FY | So | Jr | Sr | Total | FY | So | Jr | Sr | Total | FY | So | Jr | Sr | Total | | | | | |
| Applied Computing | | | | | | | | | | | | | | | | | | | | | | | | | | | | | | |
| Applied Computing | | | | | | | | | | | | | | | | | | | | | | | | | | | | | | |
| First Major | 0 | 0 | 0 | 2 | 2 | 0 | 0 | 0 | 2 | 2 | 0 | 0 | 0 | 0 | 0 | 0 | 0 | 0 | 0 | 0 | 0 | 0 | 0 | 0 | 0 | 0 | 0 | 0 | 0 | 0 |
| Second Major | 0 | 0 | 0 | 0 | 0 | 0 | 0 | 0 | 0 | 0 | 0 | 0 | 0 | 0 | 0 | 0 | 0 | 0 | 0 | 0 | 0 | 0 | 0 | 0 | 0 | 0 | 0 | 0 | 0 | 0 |
| Duplicated Total | 0 | 0 | 0 | 2 | 2 | 0 | 0 | 0 | 2 | 2 | 0 | 0 | 0 | 0 | 0 | 0 | 0 | 0 | 0 | 0 | 0 | 0 | 0 | 0 | 0 | 0 | 0 | 0 | 0 | 0 |
| Business | | | | | | | | | | | | | | | | | | | | | | | | | | | | | | |
| Business | | | | | | | | | | | | | | | | | | | | | | | | | | | | | | |
| First Major | 18 | 25 | 23 | 22 | 88 | 12 | 17 | 28 | 9 | 66 | 8 | 12 | 20 | 22 | 62 | 1 | 6 | 11 | 17 | 35 | 0 | 4 | 6 | 14 | 24 | | | | | |
| Second Major | 0 | 0 | 0 | 0 | 0 | 0 | 0 | 1 | 0 | 1 | 0 | 0 | 1 | 0 | 1 | 0 | 0 | 0 | 1 | 1 | 0 | 0 | 0 | 0 | 0 | | | | | |
| Duplicated Total | 18 | 25 | 23 | 22 | 88 | 12 | 17 | 29 | 9 | 67 | 8 | 12 | 21 | 22 | 63 | 1 | 6 | 11 | 18 | 36 | 0 | 4 | 6 | 14 | 24 | | | | | |
| Communication | | | | | | | | | | | | | | | | | | | | | | | | | | | | | | |
| Communication | | | | | | | | | | | | | | | | | | | | | | | | | | | | | | |
| First Major | 7 | 21 | 24 | 14 | 66 | 2 | 7 | 24 | 25 | 58 | 1 | 5 | 18 | 20 | 44 | 3 | 1 | 8 | 20 | 32 | 1 | 0 | 3 | 6 | 10 | | | | | |
| Second Major | 3 | 7 | 5 | 5 | 20 | 1 | 4 | 7 | 7 | 19 | 1 | 6 | 3 | 6 | 16 | 0 | 1 | 2 | 6 | 9 | 0 | 0 | 2 | 3 | 5 | | | | | |
| Duplicated Total | 10 | 28 | 29 | 19 | 86 | 3 | 11 | 31 | 32 | 77 | 2 | 11 | 21 | 26 | 60 | 3 | 2 | 10 | 26 | 41 | 1 | 0 | 5 | 9 | 15 | | | | | |
| Gender and Women's Studies | | | | | | | | | | | | | | | | | | | | | | | | | | | | | | |
| Gender and Women's Studies | | | | | | | | | | | | | | | | | | | | | | | | | | | | | | |
| First Major | 0 | 0 | 0 | 0 | 0 | 0 | 0 | 0 | 0 | 0 | 0 | 0 | 0 | 0 | 0 | 0 | 0 | 0 | 0 | 0 | 0 | 0 | 0 | 0 | 0 | | | | | |
| Second Major | 0 | 1 | 1 | 0 | 2 | 0 | 0 | 1 | 0 | 1 | 0 | 0 | 1 | 2 | 3 | 0 | 0 | 0 | 1 | 1 | 0 | 0 | 0 | 0 | 0 | | | | | |
| Duplicated Total | 0 | 1 | 1 | 0 | 2 | 0 | 0 | 1 | 0 | 1 | 0 | 0 | 1 | 2 | 3 | 0 | 0 | 0 | 1 | 1 | 0 | 0 | 0 | 0 | 0 | | | | | |
| Information Technology Studies | | | | | | | | | | | | | | | | | | | | | | | | | | | | | | |
| Information Technology Studies | | | | | | | | | | | | | | | | | | | | | | | | | | | | | | |
| First Major | 7 | 6 | 10 | 5 | 28 | 3 | 5 | 4 | 10 | 22 | 2 | 6 | 3 | 2 | 13 | 0 | 3 | 4 | 5 | 12 | 0 | 0 | 1 | 4 | 5 | | | | | |
| Second Major | 0 | 1 | 3 | 2 | 6 | 1 | 1 | 1 | 2 | 5 | 0 | 0 | 3 | 0 | 3 | 0 | 1 | 0 | 4 | 5 | 0 | 0 | 0 | 1 | 1 | | | | | |
| Duplicated Total | 7 | 7 | 13 | 7 | 34 | 4 | 6 | 5 | 12 | 27 | 2 | 6 | 6 | 2 | 16 | 0 | 4 | 4 | 9 | 17 | 0 | 0 | 1 | 5 | 6 | | | | | |
| Law and Society | | | | | | | | | | | | | | | | | | | | | | | | | | | | | | |
| Law and Society | | | | | | | | | | | | | | | | | | | | | | | | | | | | | | |
| First Major | 12 | 16 | 15 | 19 | 62 | 10 | 15 | 16 | 10 | 51 | 5 | 14 | 15 | 12 | 46 | 1 | 5 | 10 | 21 | 37 | 0 | 2 | 5 | 9 | 16 | | | | | |
| Second Major | 0 | 0 | 0 | 0 | 0 | 0 | 0 | 1 | 0 | 1 | 0 | 0 | 1 | 0 | 1 | 0 | 0 | 1 | 1 | 2 | 0 | 0 | 1 | 1 | 2 | | | | | |
| Duplicated Total | 12 | 16 | 15 | 19 | 62 | 10 | 15 | 17 | 10 | 52 | 5 | 14 | 16 | 12 | 47 | 1 | 5 | 11 | 22 | 39 | 0 | 2 | 6 | 10 | 18 | | | | | |

Colorado Women's College
 Enrollment by Department and Major
 Undergraduate Programs

| | Fall 2012 | | | | | Fall 2013 | | | | | Fall 2014 | | | | | Fall 2015 | | | | | Fall 2016 | | | | | | | | | |
|---------------------------------|-----------|----|----|----|-------|-----------|----|----|----|-------|-----------|----|----|----|-------|-----------|----|----|----|-------|-----------|----|----|----|-------|---|---|---|---|---|
| | FY | So | Jr | Sr | Total | FY | So | Jr | Sr | Total | FY | So | Jr | Sr | Total | FY | So | Jr | Sr | Total | FY | So | Jr | Sr | Total | | | | | |
| Women's College General | | | | | | | | | | | | | | | | | | | | | | | | | | | | | | |
| Community-Based Research | | | | | | | | | | | | | | | | | | | | | | | | | | | | | | |
| First Major | 0 | 1 | 0 | 0 | 1 | 0 | 0 | 0 | 0 | 0 | 0 | 0 | 0 | 0 | 0 | 0 | 0 | 0 | 0 | 0 | 0 | 0 | 0 | 0 | 0 | 0 | 0 | 0 | 0 | 0 |
| Second Major | 0 | 0 | 1 | 2 | 3 | 0 | 1 | 2 | 4 | 7 | 0 | 1 | 1 | 1 | 3 | 0 | 0 | 0 | 4 | 4 | 0 | 0 | 0 | 0 | 0 | 0 | 0 | 0 | 0 | 0 |
| Duplicated Total | 0 | 1 | 1 | 2 | 4 | 0 | 1 | 2 | 4 | 7 | 0 | 1 | 1 | 1 | 3 | 0 | 0 | 0 | 4 | 4 | 0 | 0 | 0 | 0 | 0 | 0 | 0 | 0 | 0 | 0 |
| Entrepreneurial Studies | | | | | | | | | | | | | | | | | | | | | | | | | | | | | | |
| First Major | 1 | 0 | 0 | 0 | 1 | 1 | 0 | 0 | 0 | 1 | 0 | 0 | 0 | 0 | 0 | 0 | 0 | 0 | 0 | 0 | 0 | 0 | 0 | 0 | 0 | 0 | 0 | 0 | 0 | 0 |
| Second Major | 0 | 0 | 2 | 5 | 7 | 2 | 1 | 0 | 2 | 5 | 0 | 1 | 0 | 1 | 2 | 0 | 0 | 0 | 1 | 1 | 0 | 0 | 0 | 1 | 1 | 0 | 0 | 0 | 1 | 1 |
| Duplicated Total | 1 | 0 | 2 | 5 | 8 | 3 | 1 | 0 | 2 | 6 | 0 | 1 | 0 | 1 | 2 | 0 | 0 | 0 | 1 | 1 | 0 | 0 | 0 | 1 | 1 | 0 | 0 | 0 | 1 | 1 |
| Leadership Studies | | | | | | | | | | | | | | | | | | | | | | | | | | | | | | |
| First Major | 0 | 0 | 0 | 0 | 0 | 0 | 0 | 0 | 0 | 0 | 0 | 0 | 0 | 0 | 0 | 0 | 0 | 0 | 0 | 0 | 0 | 0 | 0 | 0 | 0 | 0 | 0 | 0 | 0 | 0 |
| Second Major | 0 | 0 | 2 | 4 | 6 | 1 | 0 | 0 | 4 | 5 | 0 | 0 | 0 | 1 | 1 | 0 | 0 | 0 | 1 | 1 | 0 | 0 | 0 | 0 | 0 | 0 | 0 | 0 | 0 | 0 |
| Duplicated Total | 0 | 0 | 2 | 4 | 6 | 1 | 0 | 0 | 4 | 5 | 0 | 0 | 0 | 1 | 1 | 0 | 0 | 0 | 1 | 1 | 0 | 0 | 0 | 0 | 0 | 0 | 0 | 0 | 0 | 0 |
| Non-degree Studies | | | | | | | | | | | | | | | | | | | | | | | | | | | | | | |
| First Major | 1 | 0 | 0 | 0 | 1 | 1 | 0 | 0 | 0 | 1 | 0 | 0 | 0 | 0 | 0 | 0 | 0 | 0 | 1 | 1 | 0 | 0 | 0 | 0 | 0 | 0 | 0 | 0 | 0 | 0 |
| Second Major | 0 | 0 | 0 | 0 | 0 | 0 | 0 | 0 | 0 | 0 | 0 | 0 | 0 | 0 | 0 | 0 | 0 | 0 | 0 | 0 | 0 | 0 | 0 | 0 | 0 | 0 | 0 | 0 | 0 | 0 |
| Duplicated Total | 1 | 0 | 0 | 0 | 1 | 1 | 0 | 0 | 0 | 1 | 0 | 0 | 0 | 0 | 0 | 0 | 0 | 0 | 1 | 1 | 0 | 0 | 0 | 0 | 0 | 0 | 0 | 0 | 0 | 0 |
| Philanthropic Studies | | | | | | | | | | | | | | | | | | | | | | | | | | | | | | |
| First Major | 0 | 0 | 0 | 0 | 0 | 0 | 0 | 0 | 0 | 0 | 0 | 0 | 0 | 0 | 0 | 0 | 0 | 0 | 0 | 0 | 0 | 0 | 0 | 0 | 0 | 0 | 0 | 0 | 0 | 0 |
| Second Major | 0 | 1 | 1 | 0 | 2 | 0 | 3 | 2 | 0 | 5 | 0 | 0 | 2 | 2 | 4 | 0 | 0 | 0 | 3 | 3 | 0 | 0 | 0 | 1 | 1 | 0 | 0 | 0 | 1 | 1 |
| Duplicated Total | 0 | 1 | 1 | 0 | 2 | 0 | 3 | 2 | 0 | 5 | 0 | 0 | 2 | 2 | 4 | 0 | 0 | 0 | 3 | 3 | 0 | 0 | 0 | 1 | 1 | 0 | 0 | 0 | 1 | 1 |
| Undeclared | | | | | | | | | | | | | | | | | | | | | | | | | | | | | | |
| First Major | 2 | 3 | 0 | 0 | 5 | 3 | 1 | 0 | 0 | 4 | 0 | 0 | 0 | 0 | 0 | 0 | 0 | 0 | 0 | 0 | 0 | 0 | 0 | 0 | 0 | 0 | 0 | 0 | 0 | 0 |
| Second Major | 0 | 0 | 0 | 0 | 0 | 0 | 0 | 0 | 0 | 0 | 0 | 0 | 0 | 0 | 0 | 0 | 0 | 0 | 0 | 0 | 0 | 0 | 0 | 0 | 0 | 0 | 0 | 0 | 0 | 0 |
| Duplicated Total | 2 | 3 | 0 | 0 | 5 | 3 | 1 | 0 | 0 | 4 | 0 | 0 | 0 | 0 | 0 | 0 | 0 | 0 | 0 | 0 | 0 | 0 | 0 | 0 | 0 | 0 | 0 | 0 | 0 | 0 |
| Total | | | | | | | | | | | | | | | | | | | | | | | | | | | | | | |
| First Major | 4 | 4 | 0 | 0 | 8 | 5 | 1 | 0 | 0 | 6 | 0 | 0 | 0 | 0 | 0 | 0 | 0 | 0 | 1 | 1 | 0 | 0 | 0 | 0 | 0 | 0 | 0 | 0 | 0 | 0 |
| Second Major | 0 | 1 | 6 | 11 | 18 | 3 | 5 | 4 | 10 | 22 | 0 | 2 | 3 | 5 | 10 | 0 | 0 | 0 | 9 | 9 | 0 | 0 | 0 | 2 | 2 | 0 | 0 | 0 | 2 | 2 |
| Duplicated Total | 4 | 5 | 6 | 11 | 26 | 8 | 6 | 4 | 10 | 28 | 0 | 2 | 3 | 5 | 10 | 0 | 0 | 0 | 10 | 10 | 0 | 0 | 0 | 2 | 2 | 0 | 0 | 0 | 2 | 2 |
| Undergraduate Total | | | | | | | | | | | | | | | | | | | | | | | | | | | | | | |
| First Major | 48 | 72 | 72 | 62 | 254 | 32 | 45 | 72 | 56 | 205 | 16 | 37 | 56 | 56 | 165 | 5 | 15 | 33 | 64 | 117 | 1 | 6 | 15 | 33 | 55 | | | | | |
| Second Major | 3 | 10 | 15 | 18 | 46 | 5 | 10 | 15 | 19 | 49 | 1 | 8 | 12 | 13 | 34 | 0 | 2 | 3 | 22 | 27 | 0 | 0 | 3 | 7 | 10 | | | | | |
| Duplicated Total | 51 | 82 | 87 | 80 | 300 | 37 | 55 | 87 | 75 | 254 | 17 | 45 | 68 | 69 | 199 | 5 | 17 | 36 | 86 | 144 | 1 | 6 | 18 | 40 | 65 | | | | | |

Dual Degree Programs

Enrollment by Program Type

Dual Undergraduate/Graduate and Graduate Dual Degree Programs

| | Fall 2012 | Fall 2013 | Fall 2014 | Fall 2015 | Fall 2016 |
|---|------------|------------|------------|------------|------------|
| Dual Undergraduate/Graduate Programs | | | | | |
| Arts and Humanities | 19 | 6 | 5 | 6 | 10 |
| Social Sciences | 26 | 16 | 24 | 21 | 7 |
| Daniels College of Business | 91 | 99 | 100 | 113 | 104 |
| Graduate School of Social Work | 5 | 9 | 0 | 3 | 2 |
| Graduate Tax Program | 0 | 0 | 0 | 1 | 0 |
| Josef Korbel School of International Studies | 11 | 9 | 6 | 4 | 7 |
| Morgridge College of Education | 2 | 12 | 12 | 10 | 18 |
| Natural Sciences and Mathematics | 7 | 4 | 3 | 5 | 4 |
| Ritchie School of Engineering & Computer Science | 8 | 9 | 10 | 9 | 6 |
| Sturm College of Law | 1 | 2 | 1 | 2 | 1 |
| University College | 0 | 0 | 0 | 1 | 7 |
| Total | 170 | 166 | 161 | 175 | 166 |
| Graduate Dual Degree Programs | | | | | |
| JD and IMBA Law and International Business Administration | 1 | 2 | 1 | 1 | 0 |
| JD and LLM Law and Environmental & Natural Resources & Policy Law | 0 | 3 | 5 | 8 | 4 |
| JD and LLM Law and International Business Transactions | 2 | 9 | 12 | 10 | 5 |
| JD and LLM Law and Taxation | 8 | 5 | 5 | 8 | 8 |
| JD and MA Law and International Studies | 8 | 6 | 0 | 1 | 5 |
| JD and MA Law and any Master's degree in AHSS or NSM | 6 | 1 | 0 | 1 | 1 |
| JD and MBA Law and Business Administration | 4 | 5 | 4 | 6 | 8 |
| JD and MPP Law and Public Policy | 4 | 2 | 0 | 0 | 1 |
| JD and MSLA Law and Legal Administration | 1 | 0 | 1 | 0 | 2 |
| JD and MSW Law and Social Work | 3 | 2 | 2 | 2 | 2 |
| JD and MS Law and Computer Science | 3 | 2 | 2 | 0 | 0 |
| JD and MS Law and Mathematics | 0 | 0 | 0 | 0 | 0 |
| JD and MS Law and any Master's degree in RSECS | 0 | 0 | 0 | 0 | 0 |
| MA and IMBA International Studies and International Business Administration | 6 | 8 | 8 | 6 | 3 |
| MS and MBA Engineering and Business Administration | 1 | 0 | 1 | 0 | 0 |
| MSW and MA Social Work and Human Communication Studies | 0 | 0 | 0 | 1 | 0 |
| MSW and MA Social Work and International Studies | 2 | 2 | 3 | 4 | 2 |
| Flexible Dual Degree | 7 | 4 | 8 | 16 | 21 |
| Total | 56 | 51 | 52 | 64 | 62 |