



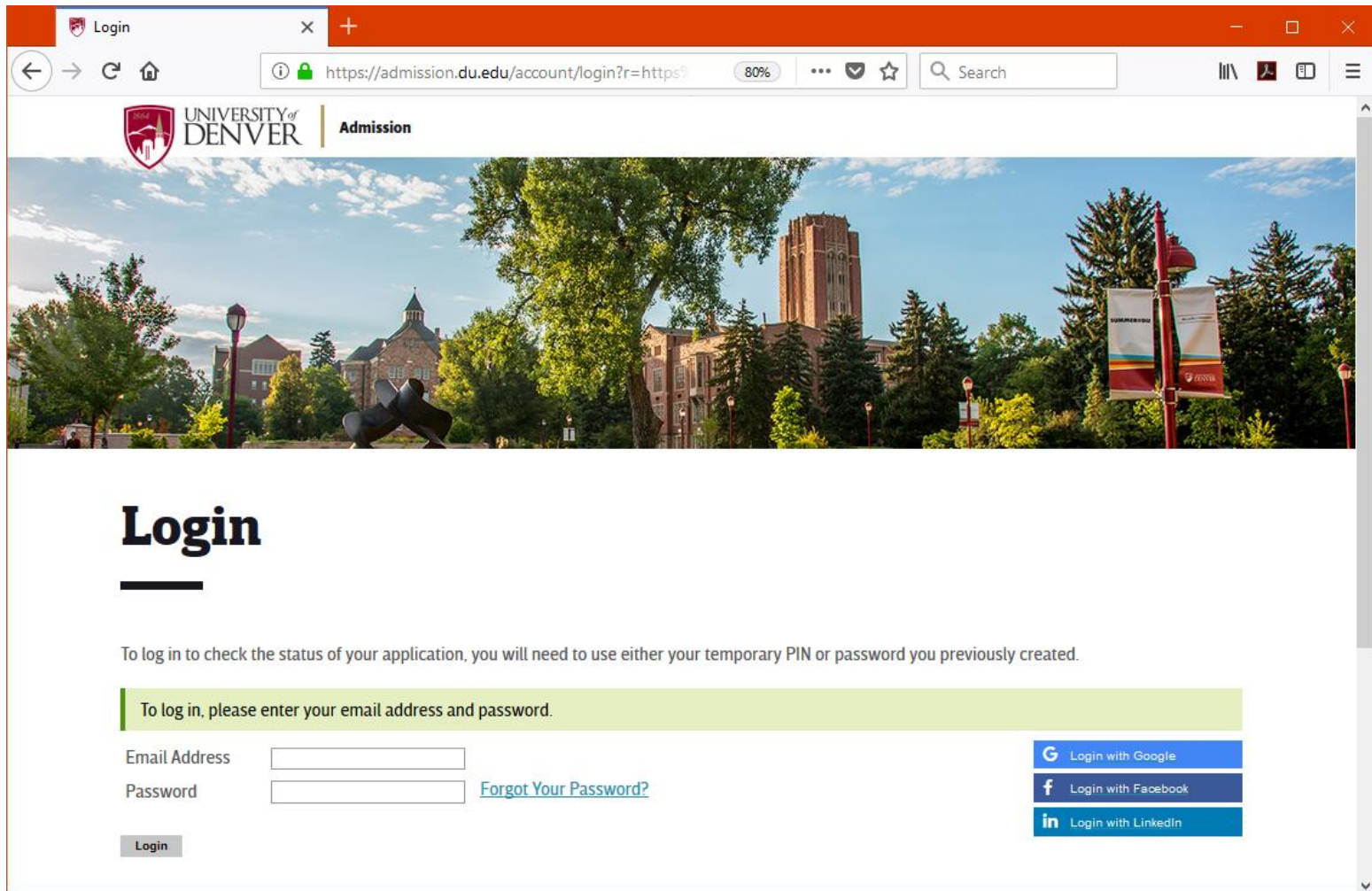
UNIVERSITY *of*
DENVER

FINANCIAL AID



Uploading Documents to your Application Status Page

Step 1: Go to www.du.edu/appstatus and login.



The screenshot shows a web browser window with the address bar displaying <https://admission.du.edu/account/login?r=https%3A%2F%2Fwww.du.edu%2Fappstatus>. The page header includes the University of Denver logo and the word "Admission". Below the header is a large banner image of a university campus. The main heading is "Login". A message states: "To log in to check the status of your application, you will need to use either your temporary PIN or password you previously created." Below this is a green box with the text: "To log in, please enter your email address and password." There are two input fields: "Email Address" and "Password". To the right of the "Password" field is a link: [Forgot Your Password?](#). Below the input fields is a "Login" button. To the right of the input fields are three social login buttons: "Login with Google", "Login with Facebook", and "Login with LinkedIn".


Login


To log in to check the status of your application, you will need to use either your temporary PIN or password you previously created.


To log in, please enter your email address and password.

Email Address

Password [Forgot Your Password?](#)

 Login with Google

 Login with Facebook

 Login with LinkedIn

Logging in...

- The first time you login, you'll need to enter the temporary PIN that was sent to you via email after you submitted your admission application (the subject line of the email will include “we received your application”).
- If you've forgotten your password, click on the “Forgot your password?” link or send an email to admission@du.edu.
- You can also login using your Google, Facebook or LinkedIn account.

Step 2: You'll first see your admission application checklist. To see what's required for Financial Aid, click on the "Financial Aid" tab.

The screenshot shows a web browser window with the URL <https://admission.du.edu/portal>. The page title is "Applicant Status Portal". A red circle highlights the "Financial Aid" tab in the navigation bar, which is next to the "Admissions" tab. Below the tabs, a message reads: "We are excited you have chosen to apply to the University of Denver! We look forward to reviewing your application once your checklist is complete." The "Application Checklist" section contains a table with the following items:

Status	Details	Date
✗ Awaiting	Application	
✗ Awaiting	Application Fee	
✗ Awaiting	Counselor Recommendation	
✗ Awaiting	High School Transcript	
✗ Awaiting	Official ACT/SAT Test Score	

Below the checklist is the "Upload Materials" section, which includes a file selection interface with a "Browse..." button, a text field showing "No file selected.", and an "Upload" button. A note at the bottom states: "If you need to contact us regarding your application, provide your name and this reference number: 421294226." On the right side of the page, there is a "Update Your Contact Info" section with fields for "Preferred First Name", "Cell Phone", and "Email Address" (containing "lisa.westendorf@du.edu"). There are also radio buttons for "Can DU send you text messages?" (Yes/No) and a "Submit" button. A link "Click Here to Update Email Address" is also present. At the bottom right, there is a Facebook widget for the "University of Denver Admiss..." page, showing 5,369 likes and buttons for "Like Page" and "Contact Us".

Step 3: To upload a document, first choose the document type from the drop-down menu. Any item in your checklist listed as “Awaiting” is still needed to complete your financial aid application.

The screenshot shows the 'Applicant Status Portal' for the University of Denver. The browser address bar shows 'https://admission.du.edu/portal'. The page has a blue header with the university logo and navigation tabs for 'Admissions' and 'Financial Aid'. A message states: 'We are excited you have chosen to apply to the University of Denver! We look forward to reviewing your application once your checklist is complete.'

Financial Aid Checklist

Here is a list of your current financial aid requirements. Once you upload a document, please allow 3-5 business days for the status of checklist items to be updated.

Status	Details	Date
✓ Received	CSS Profile Application	08/05/20...
✓ Received	Free Application for Federal Student Aid (FAFSA)	08/05/20...
✗ Awaiting	2019 Parent Signed Tax Return	
✗ Awaiting	2019 Parent W-2s	

Upload Materials

To submit documents that we have requested, please select the document type below and upload a Word document, PDF, or scanned image file. If we have not requested that you submit documents to us, you may disregard this.

A red circle highlights the document type selection area, which includes a drop-down menu, a 'Browse...' button, and the text 'No file selected.' An 'Upload' button is also visible.

If you need to contact us regarding your application, provide your name and this reference number: 421294226.

Update Your Contact Info

Preferred First Name:

Cell Phone:

Can DU send you text messages?
☐ Yes
☐ No

Email Address:

[Click Here to Update Email Address](#)

On the right side, there is a Facebook widget for 'University of Denver Admis...' with 5,369 likes and a 'Like Page' button.

Step 4: Click “Browse” and find the document you wish to upload. Then, click “Upload.”

The screenshot shows the 'Applicant Status Portal' for the University of Denver. The browser address bar shows 'https://admission.du.edu/portal'. The page has a blue header with the university logo and navigation tabs for 'Admissions' and 'Financial Aid'. The 'Financial Aid Checklist' section lists four items: 'Received CSS Profile Application' (08/05/20...), 'Received Free Application for Federal Student Aid (FAFSA)' (08/05/20...), 'Awaiting 2019 Parent Signed Tax Return', and 'Awaiting 2019 Parent W-2s'. The 'Upload Materials' section instructs users to select document types and upload files. A dropdown menu is set to 'Financial Aid: 2019 Signed Parent Tax Return', with a 'Browse...' button circled in red. Next to it is a text input containing '2019 Tax Return.pdf'. To the right of the input is an 'Upload' button, also circled in red. On the right side of the page, there is a 'Update Your Contact Info' section with fields for 'Preferred First Name', 'Cell Phone', 'Can DU send you text messages?' (radio buttons for Yes/No), and 'Email Address' (containing 'lisa.westendorf@du.edu'). A 'Submit' button is below these fields. At the bottom right, there is a Facebook widget for the 'University of Denver Admissions' page.

We are excited you have chosen to apply to the University of Denver! We look forward to reviewing your application once your checklist is complete.

[Admissions](#) [Financial Aid](#)

Financial Aid Checklist

Here is a list of your current financial aid requirements. Once you upload a document, please allow 3-5 business days for the status of checklist items to be updated.

Status	Details	Date
✓ Received	CSS Profile Application	08/05/20...
✓ Received	Free Application for Federal Student Aid (FAFSA)	08/05/20...
✗ Awaiting	2019 Parent Signed Tax Return	
✗ Awaiting	2019 Parent W-2s	

Upload Materials

To submit documents that we have requested, please select the document type below and upload a Word document, PDF, or scanned image file. If we have not requested that you submit documents to us, you may disregard this.

Financial Aid: 2019 Signed Parent Tax Return Browse... 2019 Tax Return.pdf Upload

If you need to contact us regarding your application, provide your name and this reference number: 421294226.

Update Your Contact Info

Preferred First Name

Cell Phone

Can DU send you text messages?
☐ Yes
☐ No

Email Address

[Click Here to Update Email Address](#)

[Submit](#)

University of Denver Admissions
3,369 likes

[Like Page](#) [Contact Us](#)

Be the first of your friends to like this

Step 5: You will see the document you uploaded listed above the drop-down menu.

The screenshot shows the 'Applicant Status Portal' for the University of Denver. The browser address bar displays 'https://admission.du.edu/portal'. The page has a blue header with the university logo and navigation tabs for 'Admissions' and 'Financial Aid'. The 'Financial Aid Checklist' section lists four items: 'CSS Profile Application' (Received), 'Free Application for Federal Student Aid (FAFSA)' (Received), '2019 Parent Signed Tax Return' (Awaiting), and '2019 Parent W-2s' (Awaiting). The 'Upload Materials' section provides instructions on how to upload documents and shows a list of previously uploaded files. One file, '08/05/2020 02:21 PM - Financial Aid: 2019 Signed Parent Tax Return', is circled in red. Below the list is a file selection interface with a 'Browse...' button and an 'Upload' button. On the right side, there is a 'Update Your Contact Info' section with fields for 'Preferred First Name', 'Cell Phone', 'Can DU send you text messages?' (Yes/No), and 'Email Address'. A 'Submit' button is located below these fields. At the bottom right, there is a social media widget for the 'University of Denver Admissions' Facebook page.

We are excited you have chosen to apply to the University of Denver! We look forward to reviewing your application once your checklist is complete.

Financial Aid Checklist

Here is a list of your current financial aid requirements. Once you upload a document, please allow 3-5 business days for the status of checklist items to be updated.

Status	Details	Date
✓ Received	CSS Profile Application	08/05/20...
✓ Received	Free Application for Federal Student Aid (FAFSA)	08/05/20...
✗ Awaiting	2019 Parent Signed Tax Return	
✗ Awaiting	2019 Parent W-2s	

Upload Materials

To submit documents that we have requested, please select the document type below and upload a Word document, PDF, or scanned image file. If we have not requested that you submit documents to us, you may disregard this.

We have received the following documents from you:

- 08/05/2020 02:21 PM - Financial Aid: 2019 Signed Parent Tax Return

No file selected.

Update Your Contact Info

Preferred First Name

Cell Phone

Can DU send you text messages?
☐ Yes
☐ No

Email Address

[Click Here to Update Email Address](#)

University of Denver Admis...
5,369 likes
Like Page Contact Us
Be the first of your friends to like this

Please allow up to *4 business days* for your checklist to be updated. Once we have received and reviewed your document(s), the status of that item will say “Received.”

The screenshot shows the 'Applicant Status Portal' for the University of Denver. The browser address bar shows 'https://admission.du.edu/portal'. The page has a blue header with the university logo and navigation links. The main content area is titled 'your application status page.' and includes a message from the admissions office. Below this is a 'Financial Aid Checklist' section with a table of requirements. The table has three columns: Status, Details, and Date. The '2019 Parent Signed Tax Return' item is circled in red. To the right of the checklist is a 'Update Your Contact Info' section with input fields for name, phone, email, and a 'Submit' button. At the bottom right is a Facebook widget for the University of Denver Admissions page.

Applicant Status Portal

your application status page.

We are excited you have chosen to apply to the University of Denver! We look forward to reviewing your application once your checklist is complete.

Financial Aid Checklist

Here is a list of your current financial aid requirements. Once you upload a document, please allow 3-5 business days for the status of checklist items to be updated.

Status	Details	Date
✓ Received	CSS Profile Application	08/05/20...
✓ Received	Free Application for Federal Student Aid (FAFSA)	08/05/20...
✓ Received	2019 Parent Signed Tax Return	08/05/20...
✗ Awaiting	2019 Parent W-2s	

Update Your Contact Info

Preferred First Name

Cell Phone

Can DU send you text messages?
☐ Yes
☐ No

Email Address

[Click Here to Update Email Address](#)

Upload Materials

To submit documents that we have requested, please select the document type below and upload a Word document, PDF, or scanned image file. If we have not requested that you submit documents to us, you may disregard this.

No file selected.

Step 7: Keep an eye on your account.

Check back periodically to make sure we have everything needed to process your financial aid application.

Questions? Contact us at (303) 871-4020 or at finaid@du.edu.